



ENERGY STORAGE SYSTEM SOLUTIONS PV SYSTEM SOLUTIONS



Afore New Energy Technology (Shanghai) Co., Ltd.

Building 7, No.333 Wanfang Rd, Minhang District,
Shanghai, China. 201112

T +86-21-54326236

F +86-21-54326136

W www.aforeenergy.com

E info@aforeenergy.com

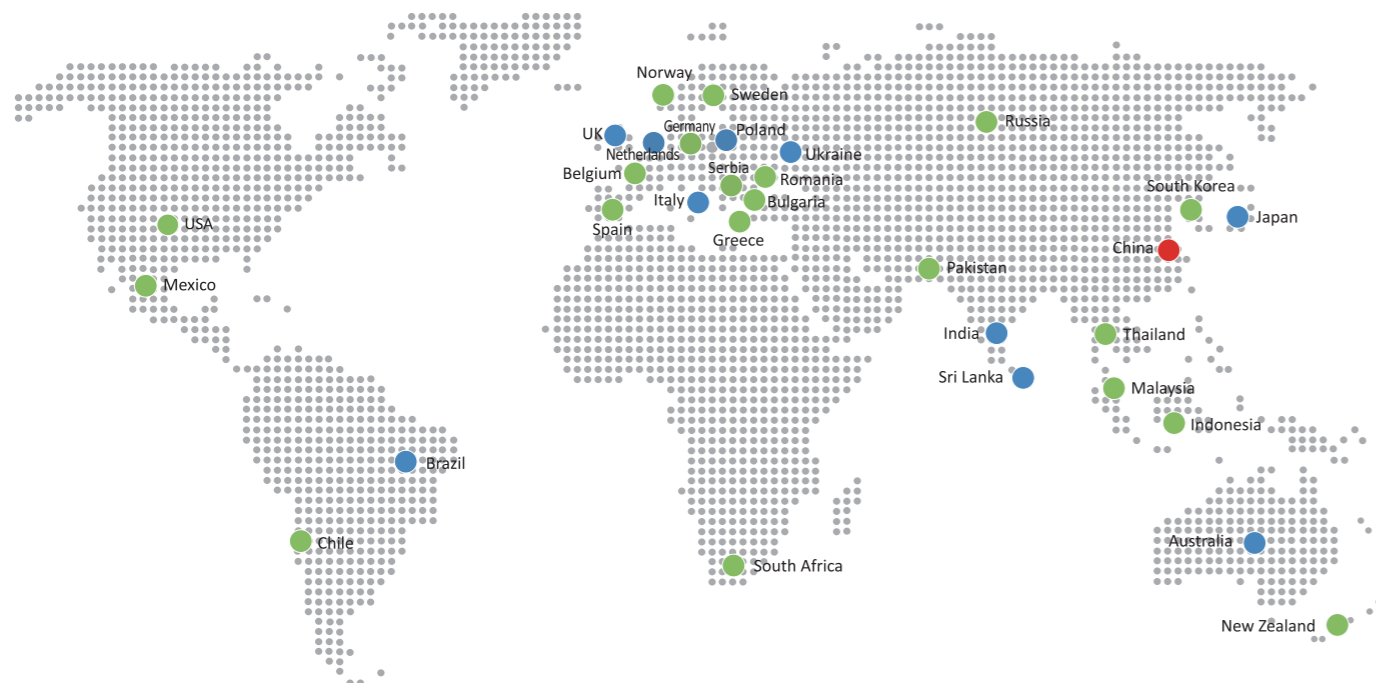
| About Us

Afore is a leading PV inverter provider from China, with more than fourteen years dedicated experience in PV inverter R&D and manufacturing, Afore inverters have been installed in Europe, Australia, China, Indian, Japan, North America and South America, meeting the needs of global users.

We provide single and three-phase high-efficiency PV string inverters for a capacity of 1kW to 110kW, storage inverters (single phase 1-6kW, three phase 3-50kW, split phase 3-9.6kW, AC coupled), energy storage battery series (low voltage wall mounted series, high voltage stackable series) and all-in-one storage products. All of our inverters are integrated with smart monitoring system.

We offer not just good products, but also high-efficient local support to our partners and users throughout the inverter life span. Make sure the customers receive reliable returns by choosing Afore!

| Global Market



● Headquarter ● Service Center ● Local Partner (Only the main ones are marked)

| Contents




Single Phase PV String Inverter

Residential System

Page 03-04

Single Phase 1-3kW, Single Phase 3-6kW, Single Phase 7-10kW




Three Phase PV String Inverter

Residential & Small Commercial System

Page 05-08

Three Phase 3-25kW



Three Phase PV String Inverter

Commercial System and Power Plants

Page 09-12

Three Phase 30kW, Three Phase 36-60kW, Three Phase 70-110kW



Energy storage system

Residential and Commercial Storage System

Page 13-34

Single Phase Hybrid Inverter 1-6kW
 Three Phase Hybrid Inverter 3-15kW
 Three Phase Hybrid Inverter 3-30kW
 Three Phase Hybrid Inverter 36-50kW

Page 37-40

Split Phase Hybrid Inverter 3-9.6kW

Page 19-22

Low Voltage Stackable Energy Storage Battery (2.56-20.48kWh)
 Wall Mounted Energy Storage Battery (5/10/15kWh)

Page 35-36

High Voltage Stackable Energy Storage Battery (7.68-30.72kWh)

**Single Phase
PV String Inverter**
1-3 kW



**Single Phase
PV String Inverter**
3-6 kW



**Single Phase
PV String Inverter**
7-10 kW



■ Technical Data	HNS1000TL-1	HNS1500TL-1	HNS2000TL-1	HNS2500TL-1	HNS3000TL-1	HNS3000TL	HNS3600TL	HNS4000TL	HNS4950TL*1	HNS5000TL	HNS6000TL	HNS7000TL	HNS8000TL	HNS9000TL	HNS10000TL
PV Input Data															
Max. DC Power (W)	1500	2250	3000	3750	4200	4500	5400	6000	7000	7000	8400	9800	11200	12600	14000
Max. DC Voltage (V)	500	500	500	500	500	600	600	600	600	600	600	600	600	600	600
MPPT Voltage Range (V)	50-500	50-500	50-500	50-500	50-500	70-550	70-550	70-550	70-550	70-550	70-550	70-550	70-550	70-550	70-550
MPPT Full Power Voltage Range (V)	70-500	110-500	145-500	180-500	220-500	110-550	130-550	145-550	180-550	180-550	220-550	220-550	220-550	220-550	220-550
Rated Input Voltage (V)			360					360						360	
Start-up Voltage (V)			50					70						70	
Max. Input Current (A)			14					14 x 2					14+26		26+26
Max. Short Current (A)			18					18 x 2					18+35		35+35
No. of MPP Tracker / No. of PV String			1/1					2/2					2/3		2/4
Input Connector Type			MC4					MC4						MC4	
AC Output Data															
Max. Output Power (VA)	1100*2	1650*2	2200*2	2750*2	3300*2	3300*2	3960*2	4400*2	4950	5500*2	6600*2	7700	8800	9900	11000
Nominal Output Power (W)	1000	1500	2000	2500	3000	3000	3600	4000	4950	5000	6000	7000	8000	9000	10000
Max. Output Current (A)	6	9	12	13	15	15	17.5	20	24	24	28.7	33.6	38.3	45	50
Nominal Output Voltage (V)	L/N/PE, 220Vac, 230Vac, 240Vac					L/N/PE, 220Vac, 230Vac, 240Vac					L/N/PE, 220Vac, 230Vac, 240Vac				
Grid Voltage Range	180Vac-276Vac (According to local standard)					180Vac-276Vac (According to local standard)					180Vac-276Vac (According to local standard)				
Nominal Output Frequency (Hz)	50/60					50/60					50/60				
Grid Frequency Range	45-55Hz/54-66Hz (According to local standard)					45-55Hz/54-66Hz (According to local standard)					45-55Hz/54-66Hz (According to local standard)				
Output Power Factor	1 default (adjustable from 0.8 leading to 0.8 lagging)					1 default (adjustable from 0.8 leading to 0.8 lagging)					1 default (adjustable from 0.8 leading to 0.8 lagging)				
Output Current THD	<3%														
Efficiency															
Max. Efficiency	97.50%	97.80%	98.10%	98.10%	98.13%	98.20%	98.20%	98.20%	98.20%	98.20%	98.20%	98.20%	98.20%	98.32%	98.40%
Euro Efficiency	96.60%	96.70%	96.80%	97.23%	97.56%	97.80%	97.82%	97.85%	97.90%	97.90%	97.92%	97.95%	98.00%	98.00%	98.10%
Protection															
PV Reverse Polarity Protection			YES					YES						YES	
PV Insulation Resistance Detection			YES					YES						YES	
AC Short Circuit Protection			YES					YES						YES	
AC Over Current Protection			YES					YES						YES	
AC Over Voltage Protection			YES					YES						YES	
Anti-Islanding Protection			YES					YES						YES	
Residual Current Detection			YES					YES						YES	
Over Temperature Protection			YES					YES						YES	
Integrated DC switch			YES					YES						YES	
Surge Protection			Integrated (Type III)					Integrated (Type III)						Integrated (Type III)	
Smart IV Curve Scanning			YES					YES						YES	
Quick Arc Fault Circuit interruption			Optional					Optional						Optional	
General Data															
Dimensions (W x H x D, mm)			280 x 260 x 116					358 x 360 x 142				370 x 510 x 192		370 x 535 x 192	
Weight (kg)			6					10				17		18	
Protection Degree			IP65					IP65						IP65	
Enclosure Material			Aluminum					Aluminum						Aluminum	
Ambient Temperature Range (°C)			-25 - +60					-25 - +60						-25 - +60	
Humidity Range			0-100%					0-100%						0-100%	
Topology			Transformerless					Transformerless						Transformerless	
Communication Interface			RS485 / WiFi / Wire Ethernet / GPRS (optional)					RS485 / WiFi / Wire Ethernet / GPRS (optional)						RS485 / WiFi / Wire Ethernet / GPRS (optional)	
Cooling Concept			Convection					Convection				Convection		Intelligent fan cooling	
Noise Emission (db)			<21					<28						<40	
Night Power Consumption (W)	<0.2	<0.2	<1	<1	<1			<1						<1	
Max. Operation Altitude (m)			4000					4000						4000	
Certifications and Standards															
EMC Standard	EN/IEC 61000-6-2, EN/IEC 61000-6-3, EN61000-3-2, EN61000-3-3, EN61000-3-11, EN61000-3-12								EN/IEC 61000-6-2, EN/IEC 61000-6-3, EN61000-3-2, EN61000-3-3, EN61000-3-11, EN61000-3-12						
Safety Standard	IEC 60068, UL1741, EN62109								IEC 60068, UL1741, EN62109						
Grid-connection	IEEE1547, CSA C22, EN50549, VDE4105, VDE0126, RD1699, ABNT NBR16149 & 16150, AS4777.2, NB/T32004, G98/G99, IEC61727								IEEE1547, CSA C22, EN50549, VDE4105, VDE0126, RD1699, ABNT NBR16149 & 16150, AS4777.2, NB/T32004, G98/G99, IEC61727						

*1. HNS4950TL model is exclusive for Belgium

*2. For Belgium Max. Output Power(VA) HNS1000TL-1 is 1000; HNS1500TL-1 is 1500; HNS2000TL-1 is 2000; HNS2500TL-1 is 2500; HNS3000TL-1 is 3000; HNS3000TL is 3000; HNS3600TL is 3600; HNS4000TL is 4000; HNS5000TL is 5000; HNS6000TL is 6000

Three Phase PV String Inverter

3-25 kW



Smart | Safety | Efficient



The Afore BNT Series Three-phase string inverters are designed for residential and small commercial PV system applications, rating from 3kW to 25kW. All models have unibody housings with aluminum structure which is anodized, increasing durability and effectively prevents corrosion. Equipped with external inductors, the unibody housings can ensure efficient heat dissipation, which significantly improves the reliability and extends the life of the inverters.

Communication implements are via the Wi-Fi module (can be changed to Ethernet / GPRS). Check the system status anytime and anywhere via online portal or APP.

- Quick Arc Fault circuit interruption (Optional)
- WIFI standard
- Compact design
- Multiple intelligent protections
- Compatible with bifacial modules
- String level monitoring



MPPT Range
Wide MPPT Range



PV OVERSIZE
1.5 Times PV Oversize



DC 1100V
Max. DC 1100V



UNIBODY
One-piece
Aluminum Housing



PROTECTION
Build-in SPD Type II



SMART
Smart IV Curve Scanning



UPDATE
Remote Firmware Update

Technical Data	BNT003KTL	BNT004KTL	BNT005KTL	BNT006KTL	BNT008KTL	BNT010KTL
PV Input Data						
Max. DC Power (W)	5100	6000	7500	9000	12000	15000
Max. DC Voltage (V)	1100					
MPPT Voltage Range (V)	150 - 1000					
MPPT Full Power Voltage Range (V)	200 - 850		250 - 850		300 - 850	
Rated Input Voltage (V)	620					
Start-up Voltage (V)	150					
Max. Input Current (A)	15 x 2					
Max. Short Current (A)	25 x 2					
No. of MPP Tracker / No. of PV String	2/2					
Input Connector Type	MC4					
AC Output Data						
Max. Output Power (VA)	3300*	4400*	5500*	6600*	8800*	11000*
Nominal Output Power (W)	3000	4000	5000	6000	8000	10000
Max. Output Current (A)	5.3	7	8.5	10.5	13.5	17
Nominal Output Voltage (V)	3P+N+PE /3P+PE 230/400					
Grid Voltage Range	260Vac-519Vac (according to local standard)					
Nominal Output Frequency (Hz)	50/60					
Grid Frequency Range	45-55Hz/55-65Hz(according to local standard)					
Output Power Factor	1 default (adjustable from 0.8 leading to 0.8 lagging)					
Output Current THD	<3%					
Efficiency						
Max. Efficiency			98.30%		98.70%	
Euro Efficiency	97.61%	97.65%	98.00%	98.05%	98.23%	
Protection						
PV Reverse Polarity Protection	YES					
PV Insulation Resistance Detection	YES					
AC Short Circuit Protection	YES					
AC Over Current Protection	YES					
AC Over Voltage Protection	YES					
Anti-Islanding Protection	YES					
Residual Current Detection	YES					
Over Temperature Protection	YES					
Integrated DC switch	YES					
Surge Protection	Integrated (Type II)					
Smart IV Curve Scanning	YES					
Quick Arc Fault Circuit Interruption	Optional					
General Data						
Dimensions (W x H x D, mm)	370 x 510 x 167			370 x 510 x 192		
Weight (kg)	16					
Protection Degree	IP65					
Enclosure Material	Aluminum					
Ambient Temperature Range (°C)	-25 to 60					
Humidity Range	0 -100%					
Topology	Transformerless					
Communication Interface	RS485 / WiFi / Wire Ethernet / GPRS (optional)					
Cooling Concept	Convection			Intelligent fan cooling		
Noise Emission (db)	<30					
Night Power Consumption (W)	<1					
Max. Operation Altitude (m)	≤4000					
Certifications and Standards						
EMC Standard	EN/IEC 61000-6-2, EN/IEC 61000-6-3, EN61000-3-2, EN61000-3-3, EN61000-3-11, EN61000-3-12					
Safety Standard	IEC 60068, UL1741, EN62109					
Grid-connection	IEEE1547, CSA C22, EN50549, VDE4105, VDE0126, RD1699, ABNT NBR16149 & 16150, AS4777.2, NB/T32004, G98/G99, IEC61727					

* For Belgium Max. Output Power(VA) BNT003KTL is 3000; BNT004KTL is 4000; BNT005KTL is 5000; BNT006KTL is 6000; BNT008KTL is 8000; BNT010KTL is 10000;

Technical Data	BNT012KTL	BNT013KTL	BNT015KTL	BNT017KTL	BNT020KTL	BNT025KTL
PV Input Data						
Max. DC Power (W)	18000	19500	22500	25500	30000	37500
Max. DC Voltage (V)	1100					
MPPT Voltage Range (V)	150 - 1000					
MPPT Full Power Voltage Range (V)	500 - 850					
Rated Input Voltage (V)	620					
Start-up Voltage (V)	150					
Max. Input Current (A)	15 x 2		20 + 32		32 x 2	
Max. Short Current (A)	25 x 2		30 + 48		48 x 2	
No. of MPP Tracker / No. of PV String	2/2		2/3		2/4	
Input Connector Type	MC4					
AC Output Data						
Max. Output Power (VA)	13200*	14300*	16500*	18700*	22000*	27500*
Nominal Output Power (W)	12000	13000	15000	17000	20000	25000
Max. Output Current (A)	21.5	22	27	30	32	40
Nominal Output Voltage (V)	3P+N+PE /3P+PE 230/400					
Grid Voltage Range	260Vac-519Vac (according to local standard)					
Nominal Output Frequency (Hz)	50/60					
Grid Frequency Range	45-55Hz/55-65Hz(according to local standard)					
Output Power Factor	1 default (adjustable from 0.8 leading to 0.8 lagging)					
Output Current THD	<3%					
Efficiency						
Max. Efficiency	98.70%		98.75%			
Euro Efficiency	98.23%		98.35%			
Protection						
PV Reverse Polarity Protection	YES					
PV Insulation Resistance Detection	YES					
AC Short Circuit Protection	YES					
AC Over Current Protection	YES					
AC Over Voltage Protection	YES					
Anti-Islanding Protection	YES					
Residual Current Detection	YES					
Over Temperature Protection	YES					
Integrated DC switch	YES					
Surge Protection	Integrated (Type II)					
Smart IV Curve Scanning	YES					
Quick Arc Fault Circuit Interruption	Optional					
General Data						
Dimensions (W x H x D, mm)	370 x 510 x 192			370 x 535 x 192		
Weight (kg)	16	17	19			
Protection Degree	IP65					
Enclosure Material	Aluminum					
Ambient Temperature Range (°C)	-25 to 60					
Humidity Range	0 -100%					
Topology	Transformerless					
Communication Interface	RS485 / WiFi / Wire Ethernet / GPRS (optional)					
Cooling Concept	Intelligent fan cooling					
Noise Emission (db)	<40				<51	
Night Power Consumption (W)	<1					
Max. Operation Altitude (m)	≤4000					
Certifications and Standards						
EMC Standard	EN/IEC 61000-6-2, EN/IEC 61000-6-3, EN61000-3-2, EN61000-3-3, EN61000-3-11, EN61000-3-12					
Safety Standard	IEC 60068, UL1741, EN62109					
Grid-connection	IEEE1547, CSA C22, EN50549, VDE4105, VDE0126, RD1699, ABNT NBR16149 & 16150, AS4777.2, NB/T32004, G98/G99, IEC61727					

* For Belgium Max. Output Power(VA) BNT012KTL is 12000; BNT013KTL is 13000; BNT015KTL is 15000; BNT017KTL is 17000; BNT020KTL is 20000; BNT025KTL is 25000.

Three Phase PV String Inverter

30-60 kW



The Afore BNT Series Three-phase string inverters are designed for commercial and power plant PV system applications, rating from 30kW to 60kW. All models with aluminum housing which is anodized, increasing durability and effectively prevents corrosion. Equipped with external inductors, ensure efficient heat dissipation, which significantly improves the reliability and extends the life of the inverters.

The inverter menu is activated by sensor touch buttons. Communication implements are via the Wi-Fi module (which can be changed to Ethernet / GPRS). Check the system status anytime and anywhere via online portal or APP.

Max. 20A MAX. 20A dc String Current Up To 20A	Max. 1.5 PV OVERSIZE Max. 1.5 Time PV Oversize Input	PROTECTION Multiple Intelligent Protections	ANTI-FLOW Anti-Feed-in Function	Wi-Fi Wi-Fi Standard, Ethernet/GPRS Optional	CONFIGURATION Quick & Easy Config. via Wi-Fi	MODBUS MODBUS Communication Ready
		MPPT efficiency > 99.9%		IP 68 Cooling Fan		
		Intelligent Temperature Control System		Type II DC & AC lightning protection		
		Active and reactive power compensation, adjust power factor		AC output 1.1x continuous operation		

Technical Data	BNT030KTL	BNT036KTL	BNT040KTL	BNT050KTL	BNT060KTL
PV Input Data					
Max. DC Power (W)	45000	54000	60000	75000	90000
Max. DC Voltage (V)	1100				
MPPT Voltage Range (V)	200-1000				
MPPT Full Power Voltage Range (V)	500-850				
Rated Input Voltage (V)	620				
Start-up Voltage (V)	200				
Max. Input Current (A)	38 x 2	38 x 3	40 x 3	38 x 4	
Max. Short Current (A)	48 x 2	48 x 3	48 x 3	48 x 4	
No. of MPP Tracker / No. of PV String	2/5	3/6	3/7	4/8	
Input Connector Type	MC4				
AC Output Data					
Max. Output Power (VA)	33000*	39600*	44000*	55000*	66000*
Nominal Output Power (W)	30000	36000	40000	50000	60000
Max. Output Current (A)	48	60	65	80	96
Nominal Output Voltage (V)	3P+N+PE / 3P+PE 230/400				
Grid Voltage Range	260Vac-519Vac (according to local standard)				
Nominal Output Frequency (Hz)	50/60				
Grid Frequency Range	45-55Hz/55-65Hz (according to local standard)				
Output Power Factor	1 default (adjustable from 0.8 leading to 0.8 lagging)				
Output Current THD	<3%				
Efficiency					
Max. Efficiency	98.50%	98.65%	98.65%	98.80%	99.00%
Euro Efficiency	98.10%	98.20%	98.25%	98.45%	98.50%
Protection					
PV Reverse Polarity Protection	YES				
PV Insulation Resistance Detection	YES				
AC Short Circuit Protection	YES				
AC Over Current Protection	YES				
AC Over Voltage Protection	YES				
Anti-Islanding Protection	YES				
Residual Current Detection	YES				
Over Temperature Protection	YES				
Integrated DC switch	YES				
Surge Protection	Integrated (Type II)				
Smart IV Curve Scanning	YES				
Quick Arc Fault Circuit Interruption	Optional				
General Data					
Dimensions (W x H x D, mm)	450 x 485 x 210	710 x 470 x 236			
Weight (kg)	26	44	51		
Protection Degree	IP65				
Enclosure Material	Aluminum				
Ambient Temperature Range (°C)	-25 to 60				
Humidity Range	0-100%				
Topology	Transformerless				
Communication Interface	RS485 / WiFi / Wire Ethernet / GPRS (optional)				
Cooling Concept	Intelligent Fan Cooling				
Noise Emission (db)	<51			<55	
Night Power Consumption (W)	<1				
Max. Operation Altitude (m)	≤4000				
Certifications and Standards					
EMC Standard	EN/IEC 61000-6-2, EN/IEC 61000-6-3, EN61000-3-2, EN61000-3-3, EN61000-3-11, EN61000-3-12				
Safety Standard	IEC 60068, UL1741, EN62109				
Grid-connection	IEEE1547, CSA C22, EN50549, VDE4105, VDE0126, RD1699, ABNT NBR16149 & 16150, AS4777.2, NB/T32004, G98/G99, IEC61727				

* For Belgium Max. Output Power(VA) BNT030KTL is 30000; BNT036KTL is 36000; BNT040KTL is 40000; BNT050KTL is 50000; BNT060KTL is 60000.














Three Phase PV String Inverter

70-110 kW



The Afore BNT Series Three-phase string inverters are designed for commercial and power plant PV system applications, rating from 70kW to 110kW. All models with aluminum housing which is anodized, increasing durability and effectively prevents corrosion. Equipped with external inductors, ensure efficient heat dissipation, which significantly improves the reliability and extends the life of the inverters.

The inverter menu is activated by sensor touch buttons. Communication implements are via the Wi-Fi module (which can be changed to Ethernet / GPRS). Check the system status anytime and anywhere via online portal or APP.

 SMART Intelligent string monitoring, Smart I-V curve scan	 PROTECTION Type II DC & AC Lighting Protection	 Max. 38A String Current Up to 38A	>1.5 icon" data-bbox="277 718 309 764"/> >1.5 PV OVERSIZE >1.5 Time PV Oversize Input	 POWER FACTOR Active and Reactive Power Compensation	 ANTI-FLOW Anti-Feed-in Function
IP68 Cooling Fan 		Multiple Intelligent Protections 		Remote firmware upgrade with simple operation 	
Compatible with 210 Solar Panel & bifacial module 		DC side supports "Y" connector 		Supports aluminium wire access to reduce cost 	
Arc Fault Circuit Interrupter (AFCI) (Optional) 		AC output 1.1x continuous operation 			

Technical Data	BNT070KTL	BNT075KTL	BNT080KTL	BNT090KTL	BNT100KTL	BNT110KTL
PV Input Data						
Max. DC Power (W)	105000	112500	120000	135000	150000	165000
Max. DC Voltage (V)	1100					
MPPT Voltage Range (V)	200 - 1000					
MPPT Full Power Voltage Range (V)	500 - 850					
Rated Input Voltage (V)	620					
Start-up Voltage (V)	200					
Max. Input Current (A)	38 x 6					
Max. Short Current (A)	48 x 6					
No. of MPP Tracker / No. of PV String	6/12					
Input Connector Type	MC4					
AC Output Data						
Max. Output Power (VA)	77000	82500	88000	99000	110000	110000
Nominal Output Power (W)	70000	75000	80000	90000	100000	110000
Max. Output Current (A)	111	120	127	143	158	158
Nominal Output Voltage (V)	3P+N+PE /3P+PE 230/400					
Grid Voltage Range	260Vac-519Vac (according to local standard)					
Nominal Output Frequency (Hz)	50/60					
Grid Frequency Range	45-55Hz/55-66Hz(according to local standard)					
Output Power Factor	1 default (adjustable from 0.8 leading to 0.8 lagging)					
Output Current THD	<3%					
Efficiency						
Max. Efficiency	99.00%					
Euro Efficiency	98.30%			98.40%		
Protection						
PV Reverse Polarity Protection	YES					
PV Insulation Resistance Detection	YES					
AC Short Circuit Protection	YES					
AC Over Current Protection	YES					
AC Over Voltage Protection	YES					
Anti-Islanding Protection	YES					
Residual Current Detection	YES					
Over Temperature Protection	YES					
Integrated DC switch	YES					
Surge Protection	Integrated (Type II)					
Smart IV Curve Scanning	YES					
Quick Arc Fault Circuit Interruption	Optional					
General Data						
Dimensions (W x H x D, mm)	979 x 610 x 310					
Weight (kg)	72				76	
Protection Degree	IP66					
Enclosure Material	Aluminum					
Ambient Temperature Range (°C)	-25 to 60					
Humidity Range	0 -100%					
Topology	Transformerless					
Communication Interface	RS485 / WiFi / Wire Ethernet / GPRS (optional)					
Cooling Concept	Intelligent fan cooling					
Noise Emission (db)	<55			<60		
Night Power Consumption (W)	<1					
Max. Operation Altitude (m)	≤4000					
Certifications and Standards						
EMC Standard	EN/IEC 61000-6-2, EN/IEC 61000-6-3, EN61000-3-2, EN61000-3-3, EN61000-3-11, EN61000-3-12					
Safety Standard	IEC 60068, UL1741, EN62109					
Grid-connection	IEEE1547, CSA C22, EN50549, VDE4105, VDE0126, RD1699, ABNT NBR16149 & 16150, AS4777.2, NB/T32004, G98/G99, IEC61727					

Single Phase Hybrid Storage Inverter

1-3.6 kW



The Afore AF low voltage series storage Inverters are designed to increase energy independence for homeowners. The power range is from 1kW to 3.6kW, compatible with low voltage (40-60V) batteries.

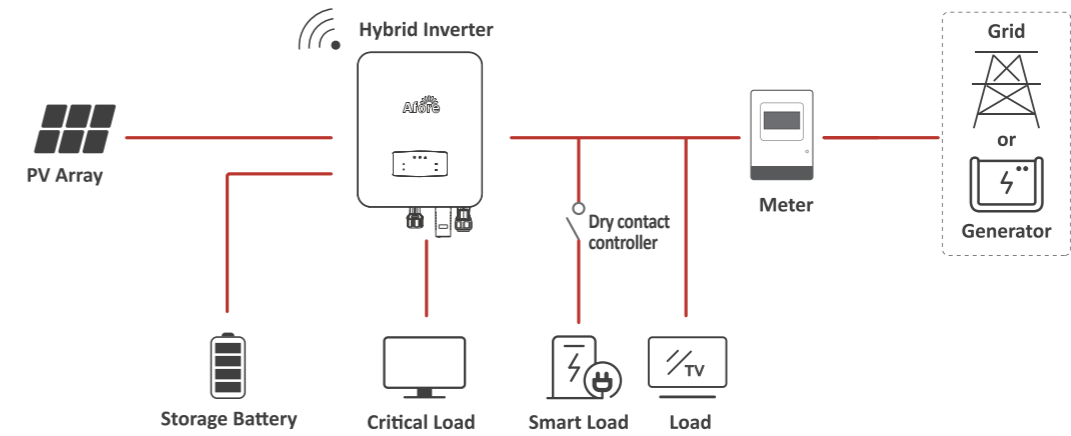
Energy management is based on time-of-use and demand charge rate structures, which significantly reduce the amount of energy purchased from the public grid.

Thanks for the UPS function (switch time < 10ms), that enables the crucial loads power on during outages. Additionally, under the backup operation mode, the inverter provides you up to 150% peak output overloading.

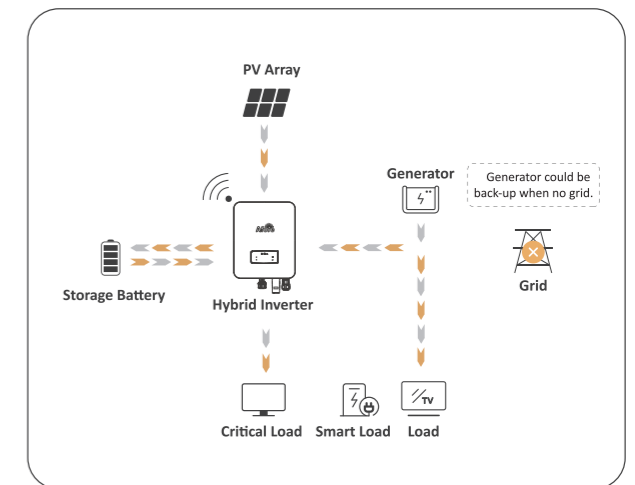
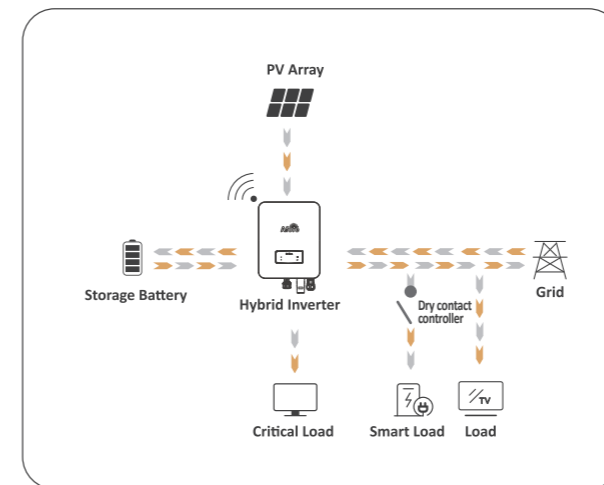
The AF low voltage series storage inverters are integrated with Arc Fault Circuit Interrupter (AFCI) and rapid shutdown.

<div style="background-color: red; color: white; padding: 5px; font-weight: bold; font-size: 1.2em;">Max. 1.5</div> <p>PV OVERSIZE 1.5 Times PV Oversize</p>	<div style="background-color: red; color: white; padding: 5px; font-weight: bold; font-size: 1.2em;">2</div> <p>MPPT CHANNELS Up to 2 MPPT Channels</p>	<div style="background-color: red; color: white; padding: 5px; font-weight: bold; font-size: 1.2em;"><10 ms</div> <p>UPS FUNCTION Switch Time < 10ms</p>	<div style="background-color: red; color: white; padding: 5px; font-weight: bold; font-size: 1.2em;">PARALLEL</div> <p>Max.6 Parallel Stacking</p>	<div style="background-color: red; color: white; padding: 5px; font-weight: bold; font-size: 1.2em;">INPUT</div> <p>Support Generator</p>
Support for Time-of-use Optimization	Configurable Operation Modes	Arc Fault Circuit Interrupter (AFCI) (Optional)	Build in Anti-feed-in Function	Compact Size and Easy Installation
			Smart Monitoring & Remote Firmware Upgrade	

For New Storage System:

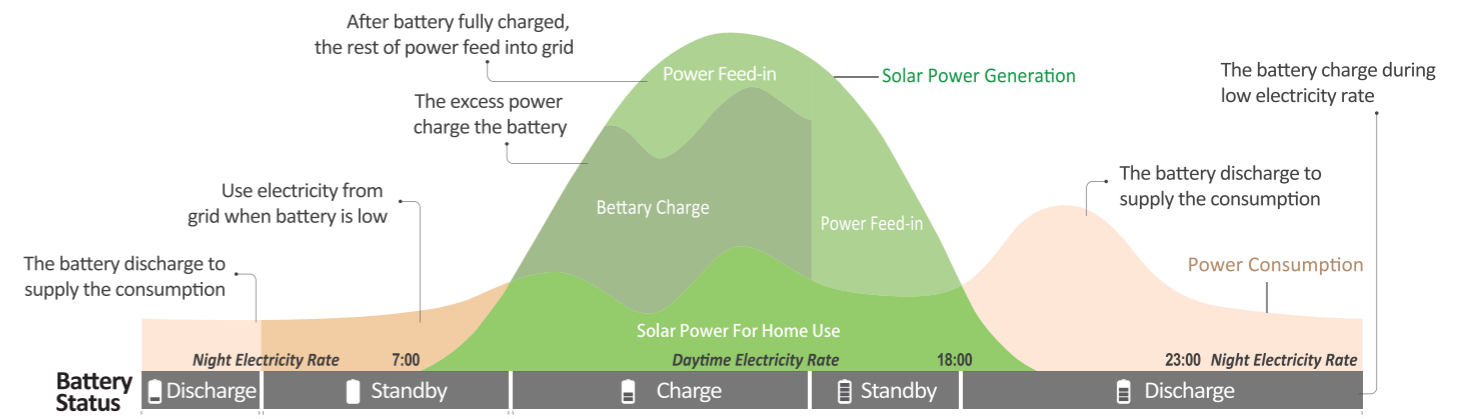


Optimizing Self-Consumption (on-grid) + Emergency Power Supply (off-grid)



Optimizing Self-Consumption Mode

With home energy storage installed, home owners may also be able to change from a flat rate electricity tariff to a time-of-use tariff. For the areas and regions, where peak shaving can be applied.



■ Technical Data	AF1K-SL-1	AF1.5K-SL-1	AF2K-SL-1	AF2.5K-SL-1
PV Input				
Max. Input Power (kW)	1.5	2.3	3.0	3.8
Max. PV Voltage (V)			550	
MPPT Range (V)			80 - 500	
Full MPPT Range (V)	80 - 500	90 - 500	120 - 500	150 - 500
Normal Voltage (V)			360	
Startup Voltage (V)			100	
Max. Input Current (A)			18.5 x 1	
Max. Short Current (A)			26 x 1	
No. of MPP Tracker / No. of PV String			1 / 1	
Battery Port				
Max. Charge/Discharge Power (kW)	1.0	1.5	2.0	2.5
Max. Charge/Discharge Current (A)	25	40	50	63
Battery Normal Voltage (V)			51.2	
Battery Voltage Range (V)			40 - 60	
Battery Type			Li-ion / Lead-acid etc.	
AC Grid				
Max Continuous Current (A)	5.0	7.0	10.0	12.0
Max Continuous Power (kVA)	1.0	1.5	2.0	2.5
Nominal Grid Current (A)	4.6 / 4.4	6.9 / 6.6	9.1 / 8.7	11.4 / 10.9
Nominal Grid Voltage (V)		198 to 242 @ 220 / 207 to 253 @ 230		
Nominal Grid Frequency (Hz)		50 / 60		
Power Factor		0.999 (Adjustable from 0.8 overexcited to 0.8 underexcited)		
Current THD (%)		< 3		
AC Load Output				
Max Continuous Current (A)	5.0	7.0	10.0	12.0
Max Continuous Power (kVA)	1.0	1.5	2.0	2.5
Max Peak Current (A) (10min)	6.9 / 6.6	10.5 / 10.0	13.7 / 13.1	17.3 / 16.6
Max Peak Power (kVA) (10min)	1.5	2.3	3.0	3.8
Nominal AC Voltage L-N (V)		220 / 230		
Nominal AC Frequency (Hz)		50 / 60		
Switching Time (ms)		Seamless		
Voltage THD (%)		< 3		
Efficiency				
CEC Efficiency (%)		97.0		
Max. Efficiency (%)		97.6		
PV to Bat. Efficiency (%)		98.1		
Bat. between AC Efficiency (%)		96.8		
Protection				
PV Reverse Polarity Protection		Yes		
Over Current/Voltage Protection		Yes		
Anti-Islanding Protection		Yes		
AC Short Circuit Protection		Yes		
Residual Current Detection		Yes		
Ground Fault Monitoring		Yes		
Insulation Resister Detection		Yes		
PV Arc Detection		Yes		
Enclosure Protect Level		IP65 / NEMA4X		
AC/DC surge protection		Type II		
General Data				
Dimensions (W x H x D, mm)		370 x 535 x 192		
Weight (kg)		18.5		
Topology		Transformerless		
Cooling		Intelligent Fan		
Relative Humidity		0 - 100 %		
Operating Temperature Range (°C)		- 25 to 60		
Operating Altitude (m)		< 4000		
Noise Emission (dB)		< 25		
Standby Consumption (W)		< 10		
Mounting		Wall Bracket		
Communication with RSD		SUNSPEC		
Display & Communication Interfaces		LCD, LED, RS485, CAN, Wi-Fi, GPRS, 4G		
Certification & Approvals	NRS097, G98, EN50549-1, C10/C11, AS4777.2, VDE-AR-N4105, VDE0126, IEC62109-1, IEC62109-2			
EMC		EN61000-6-2, EN61000-6-3		

■ Technical Data	AF3K-SL-1	AF3.6K-SL-1	AF3K-SL	AF3.6K-SL
PV Input				
Max. Input Power (kW)	4.5	5.4	4.5	5.4
Max. PV Voltage (V)			550	
MPPT Range (V)			80 - 500	
Full MPPT Range (V)	170 - 500	210 - 500	90 - 500	110 - 500
Normal Voltage (V)			360	
Startup Voltage (V)			100	
Max. Input Current (A)	18.5 x 1		18.5 x 2	
Max. Short Current (A)	26 x 1		26 x 2	
No. of MPP Tracker / No. of PV String	1 / 1		2 / 2	
Battery Port				
Max. Charge/Discharge Power (kW)	3.0	3.6	3.0	3.6
Max. Charge/Discharge Current (A)			80	
Battery Normal Voltage (V)			51.2	
Battery Voltage Range (V)			40 - 60	
Battery Type			Li-ion / Lead-acid etc.	
AC Grid				
Max Continuous Current (A)	14.0	17.0	14.0	17.0
Max Continuous Power (kVA)	3.0	3.6	3.0	3.6
Nominal Grid Current (A)	13.7 / 13.1	16.4 / 15.7	13.7 / 13.1	16.4 / 15.7
Nominal Grid Voltage (V)		198 to 242 @ 220 / 207 to 253 @ 230		
Nominal Grid Frequency (Hz)		50 / 60		
Power Factor		0.999 (Adjustable from 0.8 overexcited to 0.8 underexcited)		
Current THD (%)		< 3		
AC Load Output				
Max Continuous Current (A)	14.0	17.0	14.0	17.0
Max Continuous Power (kVA)	3.0	3.6	3.0	3.6
Max Peak Current (A) (10min)	20.5 / 19.6	24.6 / 23.5	20.5 / 19.6	24.6 / 23.5
Max Peak Power (kVA) (10min)	4.5	5.4	4.5	5.4
Nominal AC Voltage L-N (V)		220 / 230		
Nominal AC Frequency (Hz)		50 / 60		
Switching Time (ms)		Seamless		
Voltage THD (%)		< 3		
Efficiency				
CEC Efficiency (%)		97.0		
Max. Efficiency (%)		97.6		
PV to Bat. Efficiency (%)		98.1		
Bat. between AC Efficiency (%)		96.8		
Protection				
PV Reverse Polarity Protection		Yes		
Over Current/Voltage Protection		Yes		
Anti-Islanding Protection		Yes		
AC Short Circuit Protection		Yes		
Residual Current Detection		Yes		
Ground Fault Monitoring		Yes		
Insulation Resister Detection		Yes		
PV Arc Detection		Yes		
Enclosure Protect Level		IP65 / NEMA4X		
AC/DC surge protection		Type II		
General Data				
Dimensions (W x H x D, mm)		370 x 535 x 192		
Weight (kg)		18.5		
Topology		Transformerless		
Cooling		Intelligent Fan		
Relative Humidity		0 - 100 %		
Operating Temperature Range (°C)		- 25 to 60		
Operating Altitude (m)		< 4000		
Noise Emission (dB)		< 25		
Standby Consumption (W)		< 10		
Mounting		Wall Bracket		
Communication with RSD		SUNSPEC		
Display & Communication Interfaces		LCD, LED, RS485, CAN, Wi-Fi, GPRS, 4G		
Certification & Approvals	NRS097, G98/G99, EN50549-1, C10/C11, AS4777.2, VDE-AR-N4105, VDE0126, IEC62109-1, IEC62109-2			
EMC		EN61000-6-2, EN61000-6-3		

Single Phase Hybrid Storage Inverter

4-6 kW Plus Series



The Afore AF low voltage series storage Inverters are designed to increase energy independence for homeowners. The power range is from 4kW to 6kW, compatible with low voltage (40-60V) batteries.

Energy management is based on time-of-use and demand charge rate structures, which significantly reduce the amount of energy purchased from the public grid.

Thanks for the UPS function (switch time < 10ms), that enables the crucial loads power on during outages. Additionally, under the backup operation mode, the inverter provides you up to 150% peak output overloading.

The AF low voltage series storage inverters are integrated with Arc Fault Circuit Interrupter (AFCI) and rapid shutdown.

 MAX. 120A Max. Charge/ Discharge Current 120A	 Max. 1.5 PV OVERSIZE 1.5 Times PV Oversize	 2 MPPT MPPT CHANNELS Up to 2 MPPT Channels	 <10 ms UPS FUNCTION Switch Time < 10ms	 PARALLEL Max.6 Parallel Stacking
---	--	---	---	---

Support for Time-of-use Optimization

Configurable Operation Modes

Arc Fault Circuit Interrupter (AFCI) (Optional)

The charging and discharging power of the battery is greater



Build in Anti-feed-in Function

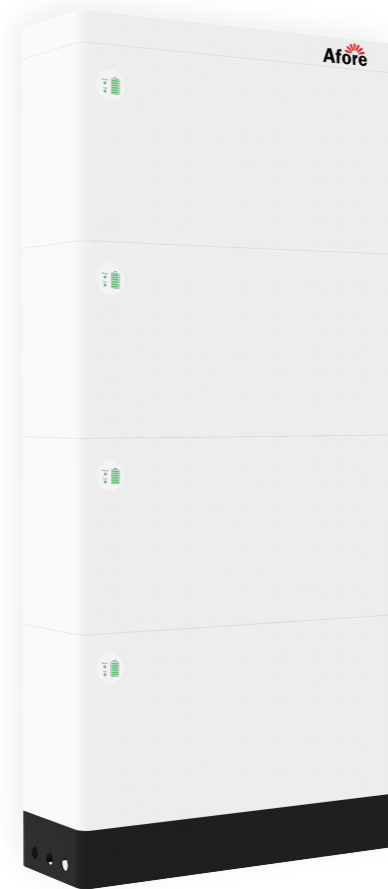
Compact Size and Easy Installation

Smart Monitoring & Remote Firmware Upgrade

Off-grid mode, with a larger load capacity, the maximum load can be 6KVA

Technical Data	AF4K-SLP	AF4.6K-SLP	AF5K-SLP	AF5.5K-SLP	AF6K-SLP
PV Input					
Max. Input Power (kW)	6	6.9	7.5	8.3	9
Max. PV Voltage (V)	550				
MPPT Range (V)	80 - 500				
Full MPPT Range (V)	120 - 500	130 - 500	150 - 500	160 - 500	170 - 500
Normal Voltage (V)	360				
Startup Voltage (V)	100				
Max. Input Current (A)	18.5 x 2				
Max. Short Current (A)	26 x 2				
No. of MPP Tracker / No. of PV String	2 / 2				
Battery Port					
Max. Charge/Discharge Power (kW)	4.0	4.6	5.0	5.5	6.0
Max. Charge/Discharge Current (A)	120				
Battery Normal Voltage (V)	51.2				
Battery Voltage Range (V)	40 - 60				
Battery Type	Li-ion / Lead-acid etc.				
AC Grid					
Max Continuous Current (A)	19.0	22.0	23.0	26.0	28.0
Max Continuous Power (kVA)	4.0	4.6	5.0	5.5	6.0
Nominal Grid Current (A)	18.2 / 17.4	21.0 / 20.0	22.8 / 21.8	25.0 / 24.0	27.3 / 26.1
Nominal Grid Voltage (V)	198 to 242 @ 220 / 207 to 253 @ 230				
Nominal Grid Frequency (Hz)	50 / 60				
Power Factor	0.999 (Adjustable from 0.8 overexcited to 0.8 underexcited)				
Current THD (%)	< 3				
AC Load Output					
Max Continuous Current (A)	19.0	22.0	23.0	26.0	28.0
Max Continuous Power (kVA)	4.0	4.6	5.0	5.5	6.0
Max Peak Current (A) (10min)	27.3 / 26.1	31.4 / 30	34.1 / 32.7	37.8 / 36.1	41.0 / 39.2
Max Peak Power (kVA) (10min)	6.0	6.9	7.5	8.3	9.0
Nominal AC Voltage L-N (V)	220 / 230				
Nominal AC Frequency (Hz)	50 / 60				
Switching Time (ms)	Seamless				
Voltage THD (%)	< 3				
Efficiency					
CEC Efficiency (%)	97.0				
Max. Efficiency (%)	97.6				
PV to Bat. Efficiency (%)	98.1				
Bat. between AC Efficiency (%)	96.8				
Protection					
PV Reverse Polarity Protection	Yes				
Over Current/Voltage Protection	Yes				
Anti-Islanding Protection	Yes				
AC Short Circuit Protection	Yes				
Residual Current Detection	Yes				
Ground Fault Monitoring	Yes				
Insulation Resister Detection	Yes				
PV Arc Detection	Yes				
Enclosure Protect Level	IP65 / NEMA4X				
AC/DC surge protection	Type II				
General Data					
Dimensions (W x H x D, mm)	370 x 535 x 192				
Weight (kg)	20.5				
Topology	Transformerless				
Cooling	Intelligent Fan				
Relative Humidity	0 - 100 %				
Operating Temperature Range (°C)	- 25 to 60				
Operating Altitude (m)	< 4000				
Noise Emission (dB)	< 25				
Standby Consumption (W)	< 10				
Mounting	Wall Bracket				
Communication with RSD	SUNSPEC				
Display & Communication Interfaces	LCD, LED, RS485, CAN, Wi-Fi, GPRS, 4G				
Certification & Approvals	NRS097, G98, EN50549-1, C10/C11, AS4777.2, VDE-AR-N4105, VDE0126, IEC62109-1, IEC62109-2				
EMC	EN61000-6-2, EN61000-6-3				

Low Voltage Stackable Energy Storage Battery



With its modular design, the Multi-functional Energy Storage System offers endless possibilities. Customize the system to meet your specific needs by easily adding or removing energy storage units. Experience the freedom and control of managing your energy consumption with this state-of-the-art system.



High Capacity



Scalable Design



Efficient Performance



Safe and Reliable



Real-time Monitoring



Durability



Intelligent BMS



Seamless Integration

Model

AF5000W-LE

Parameter	
Nominal Voltage(Vdc)	51.2
Nominal Capacity(Wh)	5120
Working Voltage Range(Vdc)	44.8-56.16
Charge Voltage(Vdc)	58.4
Nominal Charge/Discharge Current(A)	50
Max.Charge/Discharge Current(A)	100
Peak Current(A)	200@3sec
Parallel Connection	≤ 6 pcs
Cycle Life	6000 @ 80% DOD, 25°C / 0.5C

Structure	
Dimension(mm)	600*210*300
Weight(kg)	50.5
IP Rating	IP65
Installation	Stacked

Working Environment	
Charge Working Temperature(°C)	0-55
Discharge Working Temperature(°C)	-20~60
Altitude(M)	<2500
Humidity(RH)	5-95% (w/o condensing)

Communication	
Communication Port	RS485, CAN
Display	SOC status indicator, LED indicator

Certification	
CB, IEC62619; CE-EMC, CE-GPDS, UKCA; UN38.3, MSDS	



Wall Mounted Energy Storage Battery



A sleek and space-saving solution for your energy storage needs. With its compact design and easy installation, it seamlessly blends into any environment. Whether in your home, office, or commercial space, our wall-mounted unit provides reliable and efficient energy storage, empowering you to optimize energy usage and reduce waste.



Space Saving



Fast Installation



Efficient Performance



Safe and Reliable



Real-time Monitoring



Durability



Intelligent BMS



Cost Effective

Model	AF5000W-LF	AF10000W-LG
Parameter		
Nominal Voltage(Vdc)	51.2	51.2
Nominal Capacity(Wh)	5120	10240
Working Voltage Range(Vdc)	44.8-56.16	44.8-56.16
Charge Voltage(Vdc)	58.4	58.4
Nominal Charge/Discharge Current(A)	50	100
Max.Charge/Discharge Current(A)	100	200
Peak Current(A)	200@3sec	400@3sec
Parallel Connection	≤ 16 pcs	
Cycle Life	6000 @ 80% DOD, 25°C / 0.5C	
Structure		
Dimension(mm)	520*470*142	800*590*142
Weight(kg)	47.2	93.5
IP Rating	IP65	
Installation	Wall mounted/Floor stand	
Working Environment		
Charge Working Temperature(°C)	0-55	
Discharge Working Temperature(°C)	-20~60	
Altitude(M)	<2500	
Humidity(RH)	5-95% (w/o condensing)	
Communication		
Communication Port	RS485, CAN	
Display	SOC status indicator, LED indicator	
Certification		
CB, IEC62619, UL1973, UKCA, CE-EMC, CE-GPDS, EN62619; UN38.3, MSDS		



Three Phase Hybrid Storage Inverter

3-15 kW



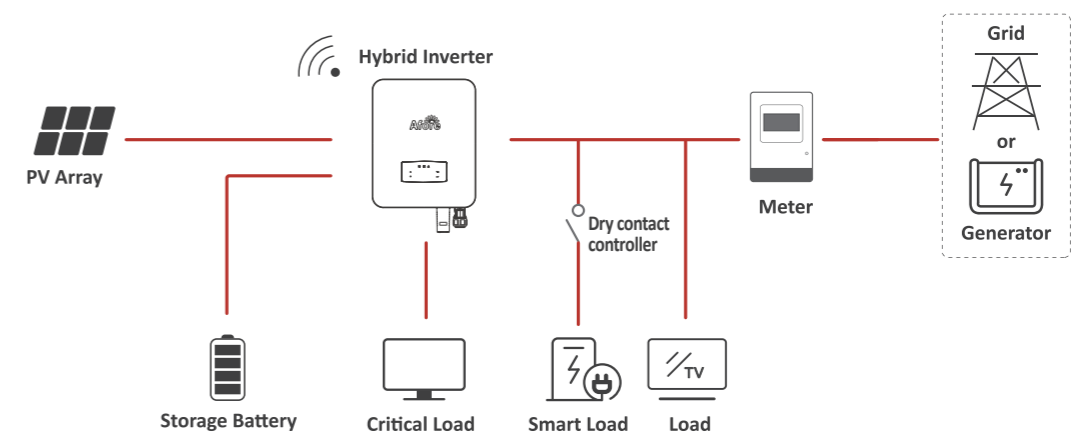
The Afore AF series three phase storage inverters are designed to increase energy independence for homeowners and commercial users. The power range is from 3.0kW to 15kW, compatible with high voltage (80-600V) batteries.

Energy management is based on time-of-use and demand charge rate structures, significantly reduce the amount of energy purchased from public grid.

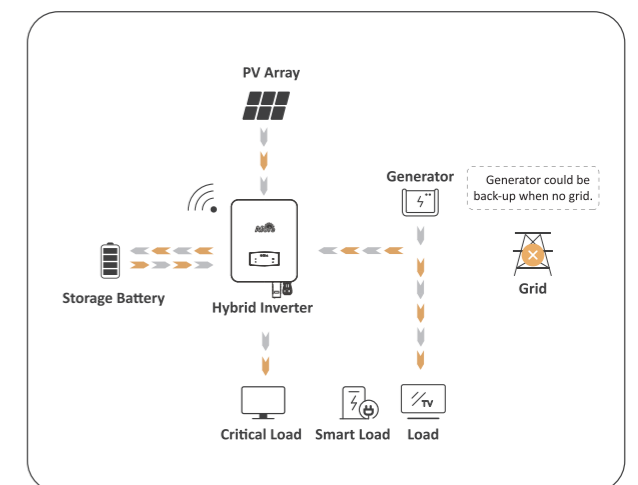
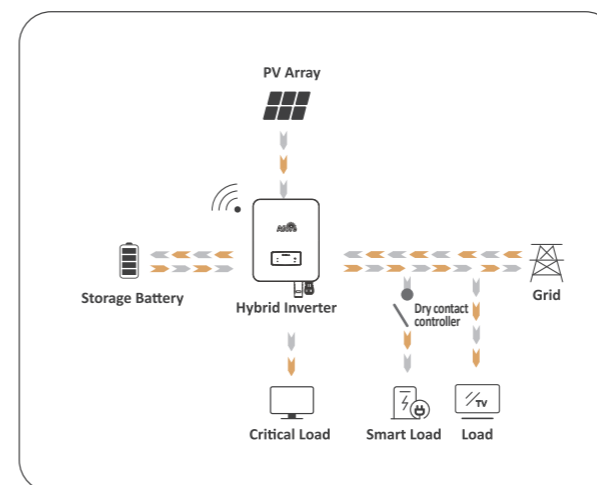
Thanks for the UPS function (switch time < 10ms), that enables the crucial loads power on during outages. Additionally, under the backup operation mode, the inverter provides you up to 150% peak output overloading.

WIDE RANGE Voltage Range (80-600V)	Max. 1.5 1.5 Times PV Oversize	Max. 18.5A String Current Up To 18.5A	<10 ms Switch Time < 10ms	COMPACT Compact Design	EMS PORT READY External EMS Support	GENERATOR Generator Backup Support
	Support for Time-of-use Optimization		Build in Anti-feed-in Function			
	Configurable Operation Modes		100% unbalanced output, each phase			
	AFCI (Optional) & Rapid Shutdown Ready		Smart Monitoring & Remote Firmware Upgrade			

For New Storage System:

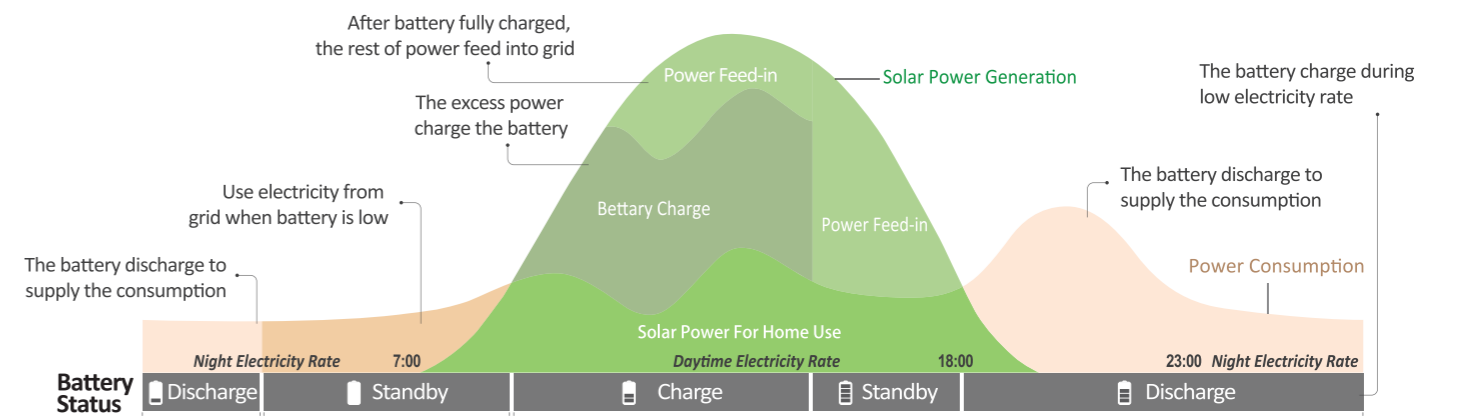


Optimizing Self-Consumption (on-grid) + Emergency Power Supply (off-grid)



Optimizing Self-Consumption Mode

With energy storage system installed, users may also be able to change from a flat rate electricity tariff to a time-of-use tariff. For the areas and regions, where peak shaving can be applied.



■ Technical Data	AF3K-MTH	AF4K-MTH	AF5K-MTH	AF6K-MTH
PV Input				
Max. DC Input Power (kW)	5	6	7.5	9
Max. PV Voltage (V)		1000		
Rated DC Input Voltage (V)		620		
DC Input Voltage Range (V)		150-1000		
MPPT Voltage Range (V)		150-850		
Full MPPT Range(V)		200-850		250-850
Start-up Voltage (V)		160		
Max. DC Input Current (A)		18.5x2		
Max. Short Current(A)		25 x2		
No. of MPPT Tracker / Strings		2/2		
Battery Port				
Battery Nominal Voltage (V)	350	350	350	350
Battery Voltage Range (V)		80-600		
Max. Charge/Discharge Current (A)		30		
Max. Charge/Discharge Power (kW)	3	4	5	6
Charging Curve		3 Stages		
Compatible Battery Type		Li-ion / Lead-acid / Sodium metal chloride battery		
AC Grid				
Nominal AC Output Power (kW)	3	4	5	6
Max. AC Input/Output Power (kVA)	4.5 / 3.3	6 / 4.4	7.5 / 5.5	9 / 6.6
Max. AC Output Current (A)	5.3	7	8.5	10.5
Nominal AC Voltage (V)		3P+N+PE/3P+PE 230/400		
Nominal AC Frequency (Hz)		50/60		
Power Factor		1 (-0.8-0.8 adjustable)		
Current THD (%)		<3%		
AC Load Output (Back-up)				
Nominal Output Power (VA)	3000	4000	5000	6000
Nominal Output Voltage (V)		3P+N+PE/3P+PE 230/400		
Nominal Output Frequency (Hz)		50/60		
Nominal Output Current (A)	4.4	5.8	7.3	8.7
Peak Output Power	3300VA, 60s	4400VA, 60s	5500VA, 60s	6600VA, 60s
THDV (with linear load)		<3%		
Switching Time (ms)		<10		
Efficiency				
Europe Efficiency		97.50%		
Max. Efficiency		98.00%		
Battery Charge/Discharge Efficiency		98.00%		
Protection				
Reverse Polarity Protection		Yes		
Over Current / Voltage Protection		Yes		
Anti-islanding Protection		Yes		
AC Short-circuit Protection		Yes		
Leakage Current Detection		Yes		
Ground Fault Monitoring		Yes		
Grid Monitoring		Yes		
Enclosure Protect Level		IP66		
AC/DC surge protection		Type II		
General Data				
Dimensions (W x H x D, mm)		370 x 598.5 x 192mm		
Weight (kg)		22kg		
Topology		Transformerless		
Cooling Concept		Natural Convection		
Relatively Humidity		0-100%		
Operating Temperature Range (°C)		-25 to 60 °C		
Operating Altitude (m)		<4000		
Noise Emission (dB)		<40		
Standby Consumption (W)		<5		
Display & Communication Interfaces		LCD, LED, RS485, CAN, Wi-Fi, GPRS, 4G		
Certification & Approvals	NRS097, G98/G99, EN50549-1, C10/C11, AS4777.2, VDE-AR-N4105, VDE0126, IEC62109-1, IEC62109-2			
EMC		EN61000-6-2, EN61000-6-3		

■ Technical Data	AF8K-MTH	AF10K-MTH	AF12K-MTH	AF15K-MTH
PV Input				
Max. DC Input Power (kW)	12	15	18	22.5
Max. PV Voltage (V)		1000		
Rated DC Input Voltage (V)		620		
DC Input Voltage Range (V)		150-1000		
MPPT Voltage Range (V)		150-850		
Full MPPT Range(V)	300-850		500-850	
Start-up Voltage (V)		160		
Max. DC Input Current (A)		18.5 x2		
Max. Short Current(A)		25 x2		
No. of MPPT Tracker / Strings		2/2		
Battery Port				
Battery Nominal Voltage (V)	350	350	450	500
Battery Voltage Range (V)		80-600		
Max. Charge/Discharge Current (A)		30		
Max. Charge/Discharge Power (kW)	8	10	12	15
Charging Curve		3 Stages		
Compatible Battery Type		Li-ion / Lead-acid / Sodium metal chloride battery		
AC Grid				
Nominal AC Output Power (kW)	8	10	12	15
Max. AC Input/Output Power (kVA)	12 / 8.8	15 / 11	18 / 13.2	22.5 / 16.5
Max. AC Output Current (A)	13.5	17	21.5	27
Nominal AC Voltage (V)		3P+N+PE/3P+PE 230/400		
Nominal AC Frequency (Hz)		50/60		
Power Factor		1 (-0.8-0.8 adjustable)		
Current THD (%)		<3%		
AC Load Output (Back-up)				
Nominal Output Power (VA)	8000	10000	12000	15000
Nominal Output Voltage (V)		3P+N+PE/3P+PE 230/400		
Nominal Output Frequency (Hz)		50/60		
Nominal Output Current (A)	11.6	14.5	17.4	21.8
Peak Output Power	8800VA, 60s	11000VA, 60s	13200VA, 60s	16500VA, 60s
THDV (with linear load)		<3%		
Switching Time (ms)		<10		
Efficiency				
Europe Efficiency		97.50%		
Max. Efficiency	98.20%		98.30%	
Battery Charge/Discharge Efficiency		98.00%		
Protection				
Reverse Polarity Protection		Yes		
Over Current / Voltage Protection		Yes		
Anti-islanding Protection		Yes		
AC Short-circuit Protection		Yes		
Leakage Current Detection		Yes		
Ground Fault Monitoring		Yes		
Grid Monitoring		Yes		
Enclosure Protect Level		IP66		
AC/DC surge protection		Type II		
General Data				
Dimensions (W x H x D, mm)		370 x 598.5 x 192mm		
Weight (kg)		22kg		
Topology		Transformerless		
Cooling Concept		Intelligent Fan		
Relatively Humidity		0-100%		
Operating Temperature Range (°C)		-25 to 60 °C		
Operating Altitude (m)		<4000		
Noise Emission (dB)		<40		
Standby Consumption (W)		<5		
Display & Communication Interfaces		LCD, LED, RS485, CAN, Wi-Fi, GPRS, 4G		
Certification & Approvals	NRS097, G98/G99, EN50549-1, C10/C11, AS4777.2, VDE-AR-N4105, VDE0126, IEC62109-1, IEC62109-2			
EMC		EN61000-6-2, EN61000-6-3		

Three Phase Hybrid Storage Inverter

3-30 kW

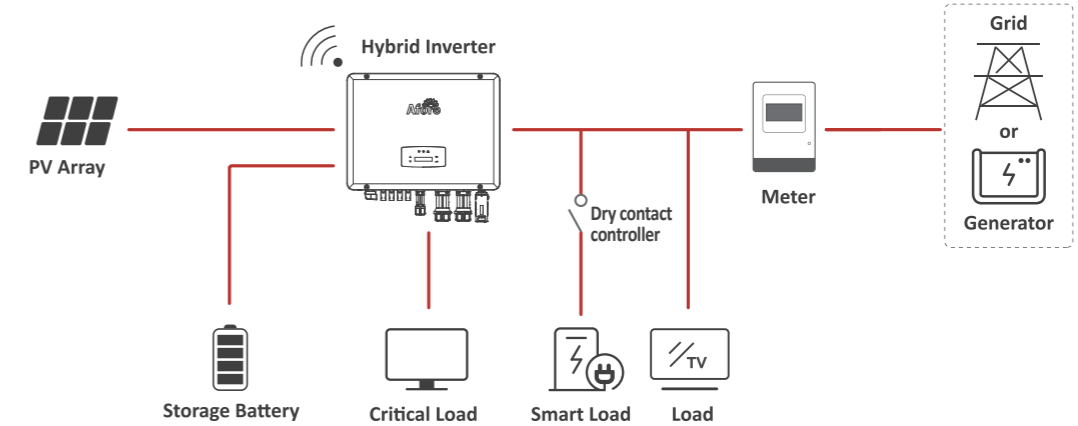


The Afore AF series three phase storage inverters are designed to increase energy independence for homeowners and commercial users. The power range is from 3.0kW to 30kW, compatible with high voltage (150-800V) batteries.

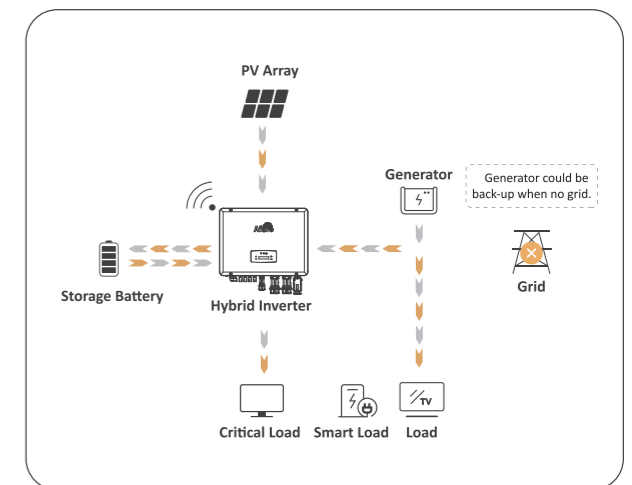
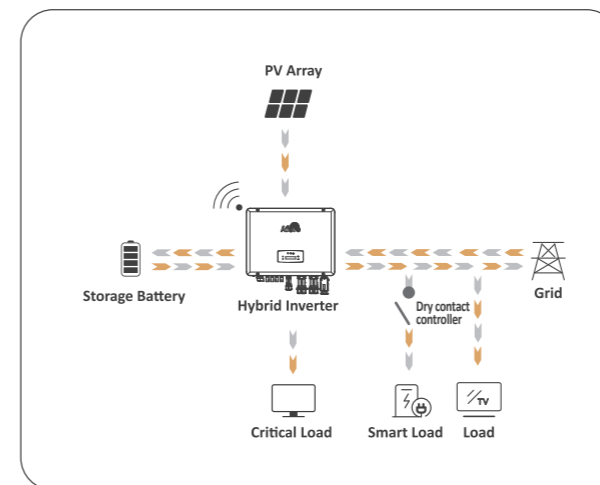
Energy management is based on time-of-use and demand charge rate structures, significantly reduce the amount of energy purchased from public grid.

Thanks for the UPS function (switch time < 10ms), that enables the crucial loads power on during outages. Additionally, under the backup operation mode, the inverter provides you up to 150% peak output overloading.

For New Storage System:

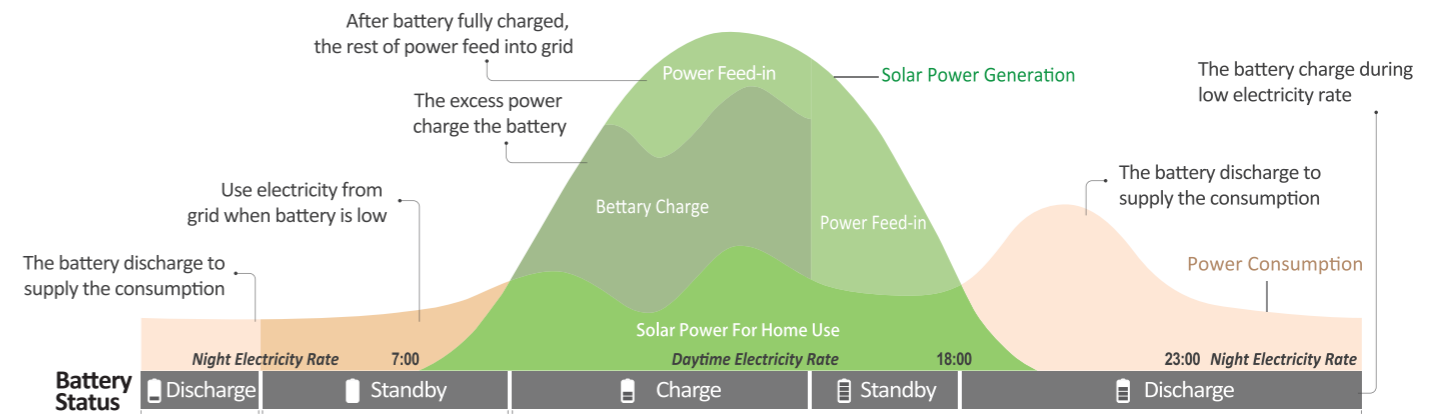















Optimizing Self-Consumption (on-grid) + Emergency Power Supply (off-grid)



Optimizing Self-Consumption Mode

With energy storage system installed, users may also be able to change from a flat rate electricity tariff to a time-of-use tariff. For the areas and regions, where peak shaving can be applied.



 SODIUM METAL CHLORIDE BATTERY Support Sodium metal chloride battery	 WIDE RANGE Voltage Range (150-800V)	 100% UNBALANCE Support Unbalance Load	 Max. 1.5 PV OVERSIZE 1.5 Times PV Oversize	 Max. 40A MAX. 40A String Current Up To 40A	 <10 ms UPS FUNCTION Switch Time < 10ms	 INPUT Support Generator
Support for Time-of-use Optimization 			Build in Anti-feed-in Function 			
Configurable Operation Modes 			100% unbalanced output, each phase; 200% unbalanced output, each phase (≤ 10kW) 			
AFCI (Optional) & Rapid Shutdown Ready 			Smart Monitoring & Remote Firmware Upgrade 			

Technical Data	AF3K-TH	AF4K-TH	AF5K-TH	AF6K-TH	AF8K-TH	AF10K-TH
PV Input						
Max. DC Input Power (kW)	5	6	7.5	9	12	15
Max. PV Voltage (V)	1000					
Rated DC Input Voltage (V)	620					
DC Input Voltage Range (V)	150-1000					
MPPT Voltage Range (V)	150-850					
Full MPPT Range(V)	200-850		250-850	300-850	500-850	
Start-up Voltage (V)	160					
Max. DC Input Current (A)	20x2					
Max. Short Current(A)	30x2					
No. of MPPT Tracker / Strings	2/2					
Battery Port						
Battery Nominal Voltage (V)	200	200	200	250	300	400
Battery Voltage Range (V)	150-800					
Max. Charge/Discharge Current (A)	30					
Max. Charge/Discharge Power (kW)	3	4	5	6	8	10
Charging Curve	3 Stages					
Compatible Battery Type	Li-ion / Lead-acid / Sodium metal chloride battery					
AC Grid						
Nominal AC Output Power (kW)	3	4	5	6	8	10
Max. AC Input/Output Power (kVA)	4.5 / 3.3	6 / 4.4	7.5 / 5.5	9 / 6.6	12 / 8.8	15 / 11
Max. AC Output Current (A)	5.3	7	8.5	10.5	13.5	17
Nominal AC Voltage (V)	230/400					
Nominal AC Frequency (Hz)	50/60					
Power Factor	1 (-0.8-0.8) adjustable					
Current THD (%)	<3%					
AC Load Output (Back-up)						
Nominal Output Power (VA)	3000	4000	5000	6000	8000	10000
Nominal Output Voltage (V)	230/400					
Nominal Output Frequency (Hz)	50/60					
Nominal Output Current (A)	4.4	5.8	7.3	8.7	11.6	14.5
Peak Output Power	3300VA, 60s	4400VA, 60s	5500VA, 60s	6600VA, 60s	8800VA, 60s	11000VA, 60s
THDV (with linear load)	<3%					
Switching Time (ms)	<10					
Efficiency						
Europe Efficiency			97.50%			
Max. Efficiency	98.00%			98.20%		
Battery Charge/Discharge Efficiency	98.00%					
Protection						
Reverse Polarity Protection	Yes					
Over Current / Voltage Protection	Yes					
Anti-islanding Protection	Yes					
AC Short-circuit Protection	Yes					
Leakage Current Detection	Yes					
Ground Fault Monitoring	Yes					
Grid Monitoring	Yes					
Enclosure Protect Level	IP65					
AC/DC surge protection	Type II					
General Data						
Dimensions (W x H x D, mm)	558 x 535 x 260 mm					
Weight (kg)	29kg					
Topology	Transformerless					
Cooling Concept	Natural Convection			Intelligent Fan		
Relatively Humidity	0-100%					
Operating Temperature Range (°C)	-25 to 60 °C					
Operating Altitude (m)	<4000					
Noise Emission (dB)	<30					
Standby Consumption (W)	<5					
Display & Communication Interfaces	LCD, LED, RS485, CAN, Wi-Fi, GPRS, 4G					
Certification & Approvals	NRS097, G98/G99, EN50549-1, C10/C11, AS4777.2, VDE-AR-N4105, VDE0126, IEC62109-1, IEC62109-2					
EMC	EN61000-6-2, EN61000-6-3					

Technical Data	AF12K-TH	AF15K-TH	AF17K-TH	AF20K-TH	AF25K-TH	AF30K-TH
PV Input						
Max. DC Input Power (kW)	18	22.5	25.5	30	37.5	45
Max. PV Voltage (V)	1000					
Rated DC Input Voltage (V)	620					
DC Input Voltage Range (V)	150-1000					
MPPT Voltage Range (V)	150-850					
Full MPPT Range(V)	500-850					
Start-up Voltage (V)	160					
Max. DC Input Current (A)	20x2	20+32	32x2	40x2		
Max. Short Current(A)	30x2	30+48	48x2	60x2		
No. of MPPT Tracker / Strings	2/2	2/3	2/4	2/4		
Battery Port						
Battery Nominal Voltage (V)	450	500	400	500	500	550
Battery Voltage Range (V)	150-800					
Max. Charge/Discharge Current (A)	30	50	50	50	60	60
Max. Charge/Discharge Power (kW)	12	15	17	20	25	30
Charging Curve	3 Stages					
Compatible Battery Type	Li-ion / Lead-acid / Sodium metal chloride battery					
AC Grid						
Nominal AC Output Power (kW)	12	15	17	20	25	30
Max. AC Input/Output Power (kVA)	18 / 13.2	22.5 / 16.5	25.5 / 18.7	30 / 22	37.5 / 27.5	45 / 33
Max. AC Output Current (A)	21.5	27	30	32	40	48
Nominal AC Voltage (V)	230/400					
Nominal AC Frequency (Hz)	50/60					
Power Factor	1 (-0.8-0.8) adjustable					
Current THD (%)	<3%					
AC Load Output (Back-up)						
Nominal Output Power (VA)	12000	15000	17000	20000	25000	30000
Nominal Output Voltage (V)	230/400					
Nominal Output Frequency (Hz)	50/60					
Nominal Output Current (A)	17.4	21.8	24.7	29	36.3	43.5
Peak Output Power	13200VA, 60s	16500VA, 60s	18700VA, 60s	22000VA, 60s	27500VA, 60s	33000VA, 60s
THDV (with linear load)	<3%					
Switching Time (ms)	<10					
Efficiency						
Europe Efficiency	97.50%		97.80%	98.00%		98.10%
Max. Efficiency	98.30%		98.50%			
Battery Charge/Discharge Efficiency	98.00%					
Protection						
Reverse Polarity Protection	Yes					
Over Current / Voltage Protection	Yes					
Anti-islanding Protection	Yes					
AC Short-circuit Protection	Yes					
Leakage Current Detection	Yes					
Ground Fault Monitoring	Yes					
Grid Monitoring	Yes					
Enclosure Protect Level	IP65					
AC/DC surge protection	Type II					
General Data						
Dimensions (W x H x D, mm)	558 x 535 x 260 mm					
Weight (kg)	29kg			36kg		
Topology	Transformerless					
Cooling Concept	Intelligent Fan					
Relatively Humidity	0-100%					
Operating Temperature Range (°C)	-25 to 60 °C					
Operating Altitude (m)	<4000					
Noise Emission (dB)	<40					
Standby Consumption (W)	<5					
Display & Communication Interfaces	LCD, LED, RS485, CAN, Wi-Fi, GPRS, 4G					
Certification & Approvals	NRS097, G98/G99, EN50549-1, C10/C11, AS4777.2, VDE-AR-N4105, VDE0126, IEC62109-1, IEC62109-2					
EMC	EN61000-6-2, EN61000-6-3					

Three Phase Hybrid Storage Inverter














3-12 kW Plus Series



The Afore three phase storage inverters plus series are designed to increase energy independence for homeowners and commercial users. The power range is from 3.0kW to 12kW, compatible with high voltage (80-600V and 120-650V) batteries.

Energy management is based on time-of-use and demand charge rate structures, significantly reduce the amount of energy purchased from public grid.

Thanks for the UPS function (switch time < 10ms), that enables the crucial loads power on during outages. Additionally, under the backup operation mode, the inverter provides you up to 150% peak output overloading.

						
SODIUM METAL CHLORIDE BATTERY Support Sodium metal chloride battery	MIN. 80V Battery Voltage Minimum 80V	MAX. 50A Max. Charge/Discharge Current 50A	100% UNBALANCE Support Unbalance Load	PV OVERSIZE 1.5 Times PV Oversize	MAX. 20A String Current Up To 20A	UPS FUNCTION Switch Time < 10ms
Support for Time-of-use Optimization 			Build in Anti-feed-in Function 			
Configurable Operation Modes 			100% unbalanced output, each phase; 200% unbalanced output, each phase (≤ 10kW) 			
AFCI (Optional) & Rapid Shutdown Ready 			Smart Monitoring & Remote Firmware Upgrade 			

Technical Data	AF3K-THP	AF4K-THP	AF5K-THP	AF6K-THP	AF8K-THP	AF10K-THP	AF12K-THP
PV Input							
Max. DC Input Power (kW)	5	6	7.5	9	12	15	18
Max. PV Voltage (V)				1000			
Rated DC Input Voltage (V)				620			
DC Input Voltage Range (V)				150-1000			
MPPT Voltage Range (V)				150-850			
Full MPPT Range(V)	200-850		250-850		300-850	500-850	
Start-up Voltage (V)				160			
Max. DC Input Current (A)				20x2			
Max. Short Current(A)				30x2			
No. of MPPT Tracker / Strings				2/2			
Battery Port							
Battery Nominal Voltage (V)	100	100	100	150	200	250	300
Battery Voltage Range (V)	80-600					120-650	
Max. Charge/Discharge Current (A)				50			
Max. Charge/Discharge Power (kW)	3	4	5	6	8	10	12
Charging Curve				3 Stages			
Compatible Battery Type	Li-ion / Lead-acid / Sodium metal chloride battery						
AC Grid							
Nominal AC Output Power (kW)	3	4	5	6	8	10	12
Max. AC Input/Output Power (kVA)	4.5 / 3.3	6 / 4.4	7.5 / 5.5	9 / 6.6	12 / 8.8	15 / 11	18 / 13.2
Max. AC Output Current (A)	5.3	7	8.5	10.5	13.5	17	21.5
Nominal AC Voltage (V)				230/400			
Nominal AC Frequency (Hz)				50/60			
Power Factor				1 (-0.8-0.8)			
Current THD (%)				<3%			
AC Load Output (Back-up)							
Nominal Output Power (VA)	3000	4000	5000	6000	8000	10000	12000
Nominal Output Voltage (V)				230/400			
Nominal Output Frequency (Hz)				50/60			
Nominal Output Current (A)	4.4	5.8	7.3	8.7	11.6	14.5	17.4
Peak Output Power	3300VA, 60s	4400VA, 60s	5500VA, 60s	6600VA, 60s	8800VA, 60s	11000VA, 60s	13200VA, 60s
THDV (with linear load)				<3%			
Switching Time (ms)				<10			
Efficiency							
Europe Efficiency				97.50%			
Max. Efficiency	98.00%				98.20%	98.30%	
Battery Charge/Discharge Efficiency				98.00%			
Protection							
Reverse Polarity Protection				Yes			
Over Current / Voltage Protection				Yes			
Anti-islanding Protection				Yes			
AC Short-circuit Protection				Yes			
Leakage Current Detection				Yes			
Ground Fault Monitoring				Yes			
Grid Monitoring				Yes			
Enclosure Protect Level				IP65			
AC/DC surge protection				Type II			
General Data							
Dimensions (W x H x D, mm)				558 x 535 x 260 mm			
Weight (kg)				29kg			
Topology				Transformerless			
Cooling Concept				Intelligent Fan			
Relative Humidity				0-100%			
Operating Temperature Range (°C)				-25 to 60 °C			
Operating Altitude (m)				<4000			
Noise Emission (dB)				<40			
Standby Consumption (W)				<5			
Display & Communication Interfaces	LCD, LED, RS485, CAN, Wi-Fi, GPRS, 4G						
Certification & Approvals	NRS097, G98/G99, EN50549-1, C10/C11, AS4777.2, VDE-AR-N4105, VDE0126, IEC62109-1, IEC62109-2						
EMC	EN61000-6-2, EN61000-6-3						

Three Phase Hybrid Storage Inverter








36-50 kW



The Afore AF series three phase storage inverters are designed to increase energy independence for homeowners and commercial users. The power range is from 36kW to 50kW, compatible with high voltage (150-800V) batteries.

Energy management is based on time-of-use and demand charge rate structures, significantly reduce the amount of energy purchased from public grid.









Thanks for the UPS function (switch time < 10ms), that enables the crucial loads power on during outages. Additionally, under the backup operation mode, the inverter provides you up to 150% peak output overloading.

						
SODIUM METAL CHLORIDE BATTERY Support Sodium metal chloride battery	WIDE RANGE Voltage Range (150-800V)	100% UNBALANCE Support Unbalance Load	Max. 1.5 1.5 Times PV Oversize	Max. 40A String Current Up To 40A	<10 ms Switch Time < 10ms	INPUT Support Generator
Support 280AH, 315AH battery system	Support for Time-of-use Optimization	Configurable Operation Modes	AFCI (Optional) & Rapid Shutdown Ready	2 times AC Oversize	Build in Anti-feed-in Function	100% unbalanced output, each phase
				Smart Monitoring & Remote Firmware Upgrade		

Technical Data	AF36K-TH	AF40K-TH	AF50K-TH
PV Input			
Max. DC Input Power (kW)	54	60	75
Max. PV Voltage (V)		1000	
Rated DC Input Voltage (V)		620	
DC Input Voltage Range (V)		150 - 1000	
MPPT Voltage Range (V)		150 - 850	
Full MPPT Range(V)		500 - 850	
Start-up Voltage (V)		160	
Max. DC Input Current (A)		40x4	
Max. Short Current(A)		48x4	
No. of MPPT Tracker / Strings		4/8	
Battery Port			
Battery Nominal Voltage (V)		500	
Battery Voltage Range (V)		150 - 800	
Max. Charge/Discharge Current (A)		120	
Max. Charge/Discharge Power (kW)	36	40	50
Charging Curve		3 Stages	
Compatible Battery Type	Li-ion / Lead-acid / Sodium metal chloride battery		
AC Grid			
Nominal AC Output Power (kW)	36	40	50
Max. AC Input/Output Power (kVA)	72 / 39.6	80 / 44	100/ 55
Max. AC Output Current (A)	60.06	66.77	83.38
Nominal AC Voltage (V)		230 / 400	
Nominal AC Frequency (Hz)		50 / 60	
Power Factor		1 (-0.8 - 0.8)	
Current THD (%)		< 3%	
AC Load Output (Back-up)			
Nominal Output Power (VA)	36000	44000	55000
Nominal Output Voltage (V)		230 / 400	
Nominal Output Frequency (Hz)		50 / 60	
Nominal Output Current (A)	52.2	58	72.5
Peak Output Power	39600VA, 60s	44000VA, 60s	55000VA, 60s
THDV (with linear load)		3%	
Switching Time (ms)		< 10	
Efficiency			
Europe Efficiency	98.20%	98.30%	98.30%
Max. Efficiency		98.60%	
Battery Charge/Discharge Efficiency		99.00%	
Protection			
Reverse Polarity Protection		Yes	
Over Current / Voltage Protection		Yes	
Anti-islanding Protection		Yes	
AC Short-circuit Protection		Yes	
Leakage Current Detection		Yes	
Ground Fault Monitoring		Yes	
Grid Monitoring		Yes	
Enclosure Protect Level		IP65	
AC/DC surge protection		Type II	
General Data			
Dimensions (W x H x D, mm)	979 x 610 x 310mm		
Weight (kg)	70kg		
Topology	Transformerless		
Cooling Concept	Intelligent Fan		
Relative Humidity	0 - 100%		
Operating Temperature Range (°C)	-25 to 60 °C		
Operating Altitude (m)	< 4000		
Noise Emission (dB)	< 60		
Standby Consumption (W)	< 100		
Display & Communication Interfaces	LCD, LED, RS485, CAN, Wi-Fi, GPRS, 4G		
Certification & Approvals	NRS097, G98/G99, EN50549-1, C10/C11, AS4777.2, VDE-AR-N4105, VDE0126, IEC62109-1, IEC62109-2		
EMC	EN61000-6-2, EN61000-6-3		

High Voltage Stackable Energy Storage Battery



- 
High capacity
- 
Scalable Design
- 
Efficient Performance
- 
Safe and Reliable
- 
Real-time Monitoring
- 
High Voltage
- 
Intelligent BMS
- 
Seamless Integration

Power up your energy storage game with compact size, lightweight design, and effortless installation of standardized modules, leveraging the advantages of high voltage. Effortlessly customize battery combinations to meet your energy storage needs.

Thermal Aerosol Fire Suppression Device

The energy storage system is equipped with a breakthrough aerosol fire suppression device, boasting ultra-high efficiency and reliability. Its compact size, rapid response, and eco-friendly features make it ideal for enclosed spaces like battery compartments. Invest in our ESS today for top-of-the-line fire protection technology to ensure the safety of personnel and property.

Model	AF2500W-HB	AF5000W-HC
Parameter		
Nominal Voltage(Vdc)	51.2	51.2
Nominal Capacity(Wh)	2560	5120
Working Voltage Range(Vdc)	129.6-516.6	129.6-350.4
Charge Voltage(Vdc)	56.16	56.16
Nominal Charge/Discharge Current(A)	25	50
Max.Charge/Discharge Current(A)	50	100
Peak Current(A)	100@3sec	200@3sec
Series Connection	3-10 pcs	3-6 pcs
Cycle Life	6000 @ 80% DOD, 25°C / 0.5C	

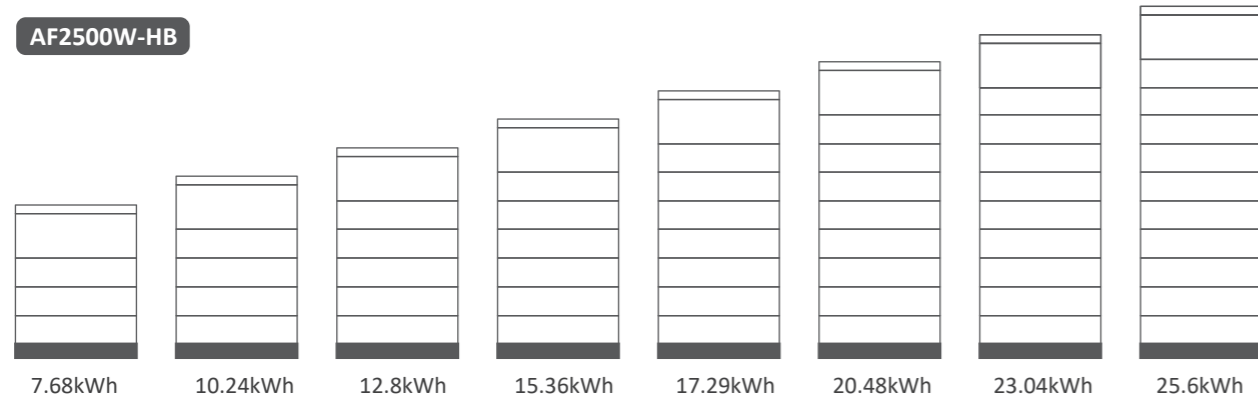
Structure		
Power Module Dimensions(mm)/Weight(kg)	600*210*250 /14	610*225*250 /15
Battery Module Dimensions(mm)/Weight(kg)	600*210*160 /27	610*225*250 /52
Lampstand Module Dimensions(mm)/Weight(kg)	600*210*90 /5	610*225*90 /5.5
Top Cap Module Dimensions(mm)/Weight(kg)	600*210*50 /2.5	610*225*50 /3
IP Rating	IP65	
Installation	Stacked	

Working Environment	
Charge Working Temperature(°C)	0-55
Discharge Working Temperature(°C)	-20~60
Altitude(M)	<2500
Humidity(RH)	5-95% (w/o condensing)

Communication	
Communication Port	RS485, CAN
Display	SOC status indicator, LED indicator

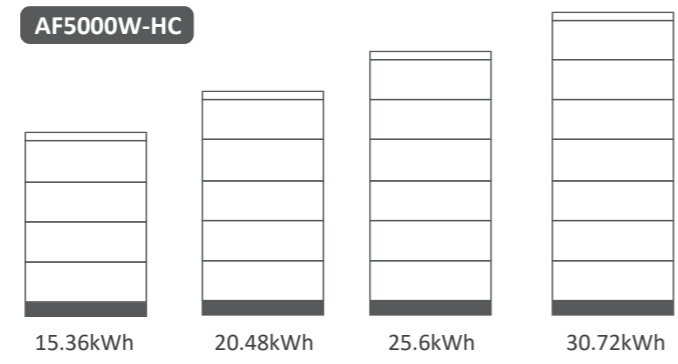
Certification	
CB, IEC62619, CE-EMC, CE-GPDS, UKCA, UL1973, UL9540A, EN62040, IEC62040; UN38.3, MSDS	

AF2500W-HB



- Higher Conversion Efficiency
- Increased Independence from the Grid
- Better Suitable for Peaking Applications
- Greater Flexibility
- Lower Cost, Larger System
- Faster Charging and Discharging
- Energy Savings

AF5000W-HC



Split Phase Hybrid Storage Inverter

3-9.6 kW



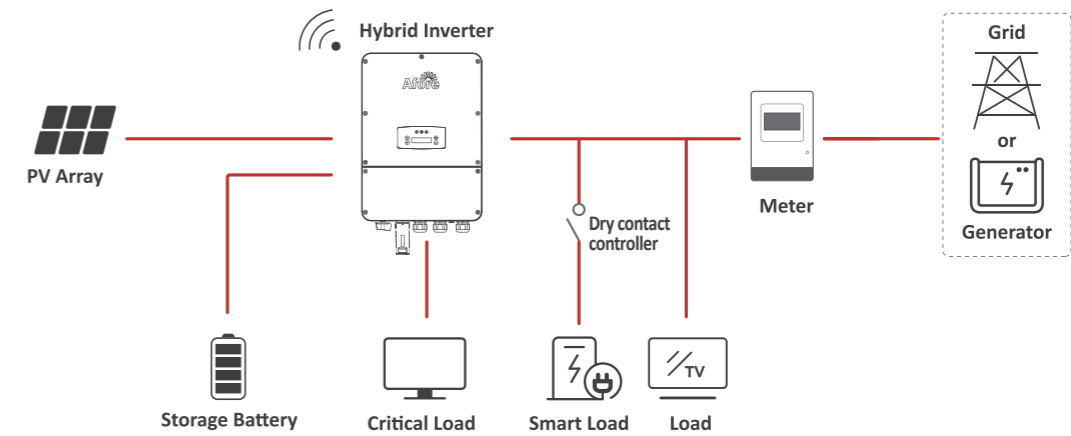
The Afore AF series storage inverters are designed to increase energy independence for homeowners. The power range is from 3.0kW to 9.6kW, compatible with high voltage (80-495V) batteries.

Energy management is based on time-of-use and demand charge rate structures, significantly reduce the amount of energy purchased from public grid.

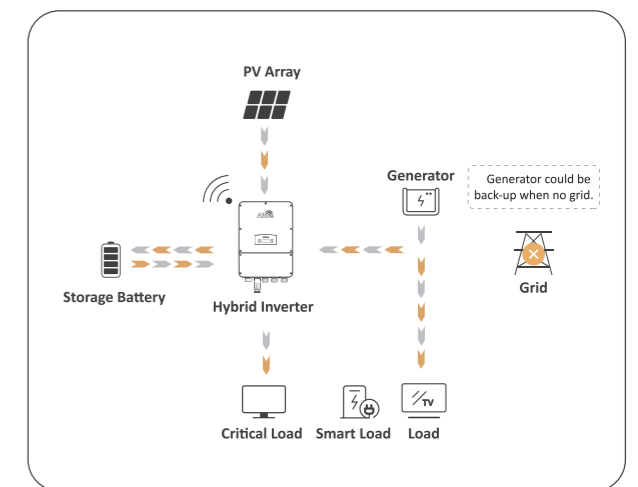
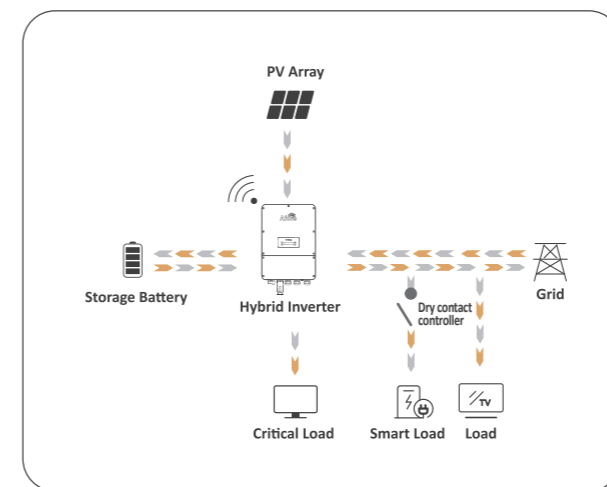
Thanks for the UPS function (switch time < 10ms), that it enables the crucial loads power on during outages. Additionally, under the backup operation mode, the inverter provides you up to 150% peak output overloading.

The AF series storage inverters meet the US safety regulations, integrated with Arc Fault Circuit Interrupter (AFCI) and Rapid Shutdown.

For New Storage System:

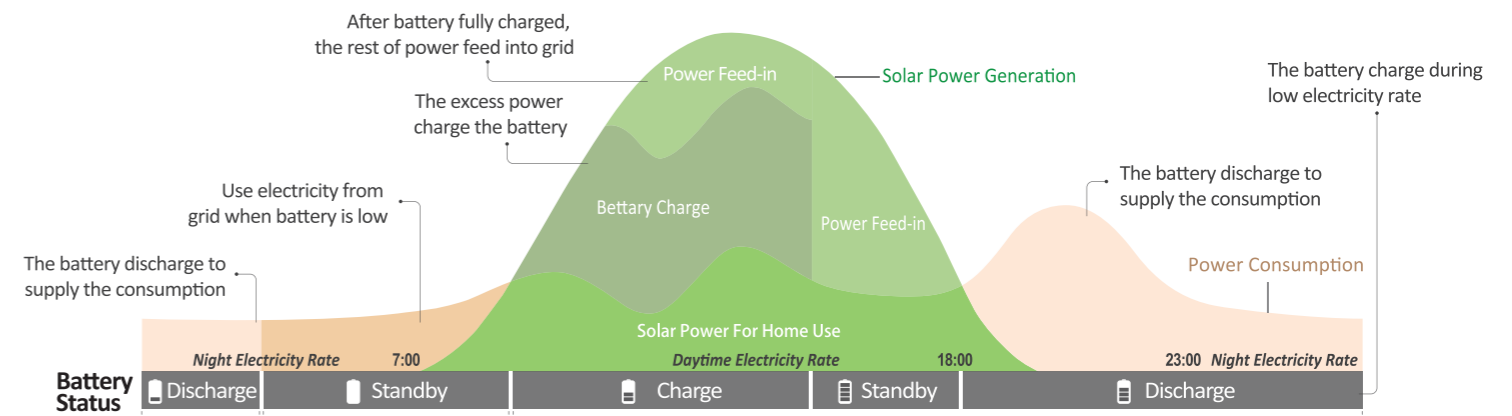


Optimizing Self-Consumption (on-grid) + Emergency Power Supply (off-grid)



Optimizing Self-Consumption Mode

With home energy storage installed, home owners may also be able to change from a flat rate electricity tariff to a time-of-use tariff. For the areas and regions, where peak shaving can be applied.



Max. 1.5

PV OVERSIZE
1.5 Times PV Oversize

3 MPPT

MPPT CHANNELS
Up to 3 MPPT Channels

<10 ms

UPS FUNCTION
Switch Time < 10ms

PARALLEL

Max.6 Parallel Stacking

INPUT

Support Generator

SPLIT-PHASE

Support Split-phase (120/240Vac) Grid

Support for Time-of-use Optimization

Configurable Operation Modes

AFCI & Rapid Shutdown Ready

Build in Anti-feed-in Function

Compact Size and Easy Installation

Smart Monitoring & Remote Firmware Upgrade

■ Technical Data	AF3K-DH	AF3.6K-DH	AF4K-DH	AF4.6K-DH	AF5K-DH	AF5.5K-DH
PV Input						
Max. Input Power (kW)	4.5	5.4	6.0	6.9	7.5	8.3
Max. PV Voltage (V)	600					
MPPT Range (V)	80 - 550					
Full MPPT Range (V)	110 - 550	135 - 550	150 - 550	170 - 550	185 - 550	200 - 550
Normal Voltage (V)	360					
Startup Voltage (V)	100					
Max. Input Current (A)	15.5 x 2					
Max. Short Current (A)	26.0 x 2					
No. of MPP Tracker / No. of PV String	2 / 2					
Battery Port						
Max. Charge/Discharge Power (kW)	4.5 / 4.5	5.4 / 5.4	6.0 / 6.0	6.9 / 6.9	7.5 / 7.5	8.3 / 8.3
Max. Charge/Discharge Current (A)	50					
Battery Normal Voltage (V)	230					
Battery Voltage Range (V)	80 - 495					
Battery Type	Li-ion / Lead-acid					
AC Grid						
Max Continuous Current (A)	15	17.5	19.5	22.5	24.5	27
Max Continuous Power (kVA)	3.0	3.6	4.0	4.6	5.0	5.5
Nominal Grid Current (A)	12.5 / 14.5	15.0 / 17.5	17.0 / 19.5	19.5 / 22.5	21.0 / 24	23.0 / 26.5
Nominal Grid Voltage (V)	211 to 264 @ 240 / 183 to 229 @ 208					
Nominal Grid Frequency (Hz)	60					
Power Factor	1 default (adjustable from 0.8 leading to 0.8 lagging)					
Current THD (%)	< 3					
Gen Input & AC Load Output						
Max. Continuous Current (A)	15	17.5	19.5	22.5	24.5	27
Max. Continuous Power (kVA)	3.0	3.6	4.0	4.6	5.0	5.5
Max. Peak Current (A) (10min)	18.8 / 21.7	22.5 / 26.0	25 / 28.9	28.8 / 33.2	31.3 / 36.1	34.6 / 39.9
Max. Peak Power (kVA) (10min)	4.5 / 4.5	5.4 / 5.4	6.0 / 6.0	6.9 / 6.9	7.5 / 7.5	8.3 / 8.3
Nominal AC Voltage L-L (V)	240 / 208					
Nominal AC Voltage L-N (V)	120 / 104					
Nominal AC Frequency (Hz)	60					
Switching Time (ms)	< 10					
Voltage THD (%)	< 3					
Efficiency						
CEC Efficiency (%)	97.0					
Max. Efficiency (%)	97.6					
PV to Bat. Efficiency (%)	98.1					
Bat. between AC Efficiency (%)	96.8					
Protection						
PV Reverse Polarity Protection	Yes					
Bat. Reverse Polarity Protection	Yes					
Over Current/Voltage Protection	Yes					
Anti-Islanding Protection	Yes					
AC Short Circuit Protection	Yes					
Residual Current Detection	Yes					
Ground Fault Monitoring	Yes					
Insulation Resister Detection	Yes					
PV Arc Detection	Yes					
Rapid Shut Down	Yes					
Protection Degree	IP65 / NEMA4X					
AC/DC surge protection	Type II					
General Data						
Dimensions (W x H x D)	400 x 600 x 229 mm / 15.7 x 23.6 x 9.0 in					
Weight	25 kg / 55 lbs					
Topology	Transformerless					
Cooling	Natural Convection					
Relative Humidity	0 - 100 %					
Operating Temperature Range	- 25 to 60 °C / - 77 to 140 °F					
Operating Altitude	< 4000 m / < 13123 ft					
Noise Emission (dB)	< 25					
Standby Consumption (W)	< 10					
Mounting	Wall Bracket					
Communication with RSD	SUNSPEC					
Display & Communication Interfaces	LCD, LED, RS485, CAN, Wi-Fi, 4G					
Certification & Approvals	UL 1741 SA, UL 1741, UL1699B, UL 1998, IEEE1547, IEEE1547A, IEEE1547.1, CSA 22.2 No.107, Rule21, HECO Rule 14					
EMC	FCC part15 CLASS B					

■ Technical Data	AF6K-DH	AF7K-DH	AF7.6K-DH	AF8K-DH	AF8.6K-DH	AF9.6K-DH
PV Input						
Max. Input Power (kW)	9.0	10.5	11.4	12.0	12.9	15.0
Max. PV Voltage (V)	600					
MPPT Range (V)	80 - 550					
Full MPPT Range (V)	220 - 550	170 - 550	185 - 550	195 - 550	210 - 550	235 - 550
Normal Voltage (V)	360					
Startup Voltage (V)	100					
Max. Input Current (A)	15.5 x 2					15.5 x 3
Max. Short Current (A)	26.0 x 2					26.0 x 3
No. of MPP Tracker / No. of PV String	2 / 2					3 / 3
Battery Port						
Max. Charge/Discharge Power (kW)	9.0 / 9.0	10.5 / 10.3	11.4 / 10.3	11.5 / 10.3	11.5 / 10.3	11.5 / 10.3
Max. Charge/Discharge Current (A)	50					
Battery Normal Voltage (V)	230					
Battery Voltage Range (V)	80 - 495					
Battery Type	Li-ion / Lead-acid					
AC Grid						
Max Continuous Current (A)	29.0	34.0	37	39	41.5	46.5
Max Continuous Power (kVA)	6.0	7.0	7.6	8.0	8.6	9.6
Nominal Grid Current (A)	25.0 / 29.0	29.5 / 34.0	32.0 / 36.5	33.5 / 38.5	36.0 / 41.5	40.0 / 46.5
Nominal Grid Voltage (V)	211 to 264 @ 240 / 183 to 229 @ 208					
Nominal Grid Frequency (Hz)	60					
Power Factor	1 default (adjustable from 0.8 leading to 0.8 lagging)					
Current THD (%)	< 3					
Gen Input & AC Load Output						
Max. Continuous Current (A)	29.0	34.0	37	39	41.5	46.5
Max. Continuous Power (kVA)	6.0	7.0	7.6	8.0	8.6	9.6
Max. Peak Current (A) (10min)	37.5 / 43.3	43.8 / 49.5	47.5 / 49.5	47.9 / 49.5	47.9 / 49.5	47.9 / 49.5
Max. Peak Power (kVA) (10min)	9.0 / 9.0	10.5 / 10.3	11.4 / 10.3	11.5 / 10.3	11.5 / 10.3	11.5 / 10.3
Nominal AC Voltage L-L (V)	240 / 208					
Nominal AC Voltage L-N (V)	120 / 104					
Nominal AC Frequency (Hz)	60					
Switching Time (ms)	< 10					
Voltage THD (%)	< 3					
Efficiency						
CEC Efficiency (%)	97.0					
Max. Efficiency (%)	97.6					
PV to Bat. Efficiency (%)	98.1					
Bat. between AC Efficiency (%)	96.8					
Protection						
PV Reverse Polarity Protection	Yes					
Bat. Reverse Polarity Protection	Yes					
Over Current/Voltage Protection	Yes					
Anti-Islanding Protection	Yes					
AC Short Circuit Protection	Yes					
Residual Current Detection	Yes					
Ground Fault Monitoring	Yes					
Insulation Resister Detection	Yes					
PV Arc Detection	Yes					
Rapid Shut Down	Yes					
Protection Degree	IP65 / NEMA4X					
AC/DC surge protection	Type II					
General Data						
Dimensions (W x H x D)	400 x 600 x 229 mm / 15.7 x 23.6 x 9.0 in					
Weight	25 kg / 55 lbs					
Topology	Transformerless					
Cooling	Natural Convection			Intelligent Fan		
Relative Humidity	0 - 100 %					
Operating Temperature Range	- 25 to 60 °C / - 77 to 140 °F					
Operating Altitude	< 4000 m / < 13123 ft					
Noise Emission (dB)	< 25					< 40
Standby Consumption (W)	< 10					
Mounting	Wall Bracket					
Communication with RSD	SUNSPEC					
Display & Communication Interfaces	LCD, LED, RS485, CAN, Wi-Fi, 4G					
Certification & Approvals	UL 1741 SA, UL 1741, UL1699B, UL 1998, IEEE1547, IEEE1547A, IEEE1547.1, CSA 22.2 No.107, Rule21, HECO Rule 14					
EMC	FCC part15 CLASS B					

Monitoring Device & Solution



- 
Failure Alarm
- 
PV System Information Push
- 
Multiple Systems In One Account
- 
Cloud Data Synchronization
- 
PC Browser Andriod And Ios
- 
Real-time/ Historical Data Monitoring And Analysis
- 
System Income Calculation

- 
Wi-Fi / Ethernet / GPRS Data Sticker
- 
Power Plant Data Logger
- 
Zero injection Smart Meter(optional)
- 
Weather Station

Global Projects

