

LUXNERI® SERIES **N**5

435-455W Mono

96 Half-Cell Layout

G12R N-TYPE Cell

FULL BLACK



N-TYPE



LECO N-TYPE Cell Technology



Half Cut Cell Technology



SMBB Technology



Excellent Anti-PID Low LID Performance

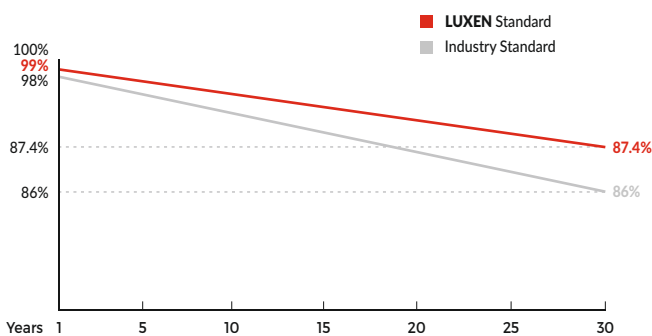


Less Hot Spot Shading Effects



Higher Power Output Lower BOS & LCOE

Linear Performance Warranty



* LUXEN N-TYPE: Standard warranty 15 years, can be extended up to 20 years.

Insured By



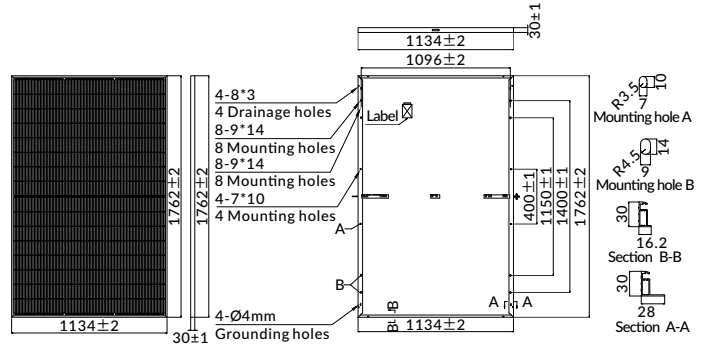
Comprehensive Certificates

- ISO9001:2015 QMS
- ISO14001:2015 EMS
- ISO45001:2018 OHSMS
- IEC61215/IEC61730 Standard Quality
- IEC61701/IEC62716 Salt/Mist/Ammonia Tests



MECHANICAL CHARACTERISTICS

Solar Cells	N-type Mono
No. of Cells	96 (6x16)
Dimensions	1762 x 1134 x 30mm
Weight	21.0kg
Front Glass	3.2mm coated tempered glass
Frame	Anodized aluminium alloy (reinforced high-load optional)
Junction Box	Ip68 rated (3 by pass diodes)
	4.0mm ²
Output Cables	250mm (+) / 350mm (-)
	Length can be customized
Connectors	Mc4 compatible
Mechanical load test	Front 5400Pa / Rear 2400Pa



ELECTRICAL PARAMETERS

POWER CLASS	LNDX-435N		LNDX-440N		LNDX-445N		LNDX-450N		LNDX-455N	
	STC	NMOT	STC	NMOT	STC	NMOT	STC	NMOT	STC	NMOT
Maximum power (Pmax)	435W	326W	440W	330W	445W	334W	450W	338W	455W	342W
Open Circuit Voltage (Voc)	34.71V	32.54V	34.96V	32.78V	35.20V	33.03V	35.43V	33.28V	35.67V	33.52V
Short Circuit Current (Isc)	15.74A	12.59A	15.80A	12.64A	15.86A	12.69A	15.92A	12.74A	15.98A	12.78A
Voltage at Maximum power (Vmpp)	29.35V	27.50V	29.57V	27.72V	29.79V	27.95V	30.00V	28.17V	30.21V	28.39V
Current Maximum Power (Impp)	14.82A	11.86A	14.88A	11.90A	14.94A	11.95A	15.00A	12.00A	15.06A	12.05A
MODULE EFFICIENCY (%)	21.77%		22.02%		22.27%		22.52%		22.65%	

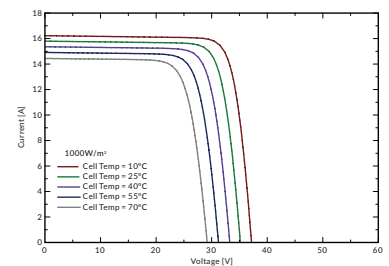
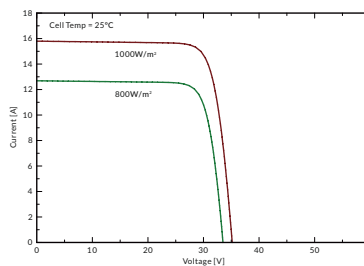
STC: Irradiance 1000W/m², cell temperature 25°C, AM1.5G NMOT: Irradiance 800W/m², ambient temperature 20°C, wind speed 1m/s, AM1.5G

PACKING CONFIGURATION

Container	40'HQ
Pieces per pallet	36
Pallets per container	26
Pieces per container	936

I-V CURVE

LNDX-445N/I-V



OPERATING CHARACTERISTICS

Operating Module Temperature	-40°C to +85°C
Maximum System Voltage	1500 DC (IEC)
Maximum Series Fuse Rating	30A
Power Tolerance	0/+5W

TEMPERATURE CHARACTERISTICS

Nominal Operating Temperature (NMOT)	45±2°C
Temperature Coefficient of Pmax	-0.29%/°C
Temperature Coefficient of Voc	-0.25%/°C
Temperature Coefficient of Isc	+0.045%/°C

Note: The technical parameters included in this datasheet may have minor deviations, and Luxen does not guarantee absolute accuracy. Due to ongoing product innovation and enhancements, Luxen reserves the right to modify the information in this manual at any time without prior notice. Customers should obtain the latest version of the technical manual when signing the contract, and it shall be considered an integral part of the binding contract between the parties. Please note that qualified professionals should handle and install solar modules to ensure optimal module performance.